

Incorporate CDBG-CV funding and new project/activity types.

Executive Summary

ES-05 Executive Summary - 24 CFR 91.200(c), 91.220(b)

1. Introduction

The City of Hattiesburg's 2018-2022 Consolidated Plan was developed through a coordinated community process to identify housing, homelessness, supportive service, and non-housing community needs in the City. The Plan provides the basis and strategy for the use of federal funds granted to the City by the U.S. Department of Housing & Urban Development (HUD) under the Community Development Block Grant (CDBG) and Home Investment Partnership (HOME) Programs. The accompanying one-year Action Plan serves as the City's application for its annual entitlement allocation from HUD under these programs for Program Year 2018.

2. Summary of the objectives and outcomes identified in the Plan Needs Assessment Overview

The primary objectives of the Plan for 2018-2022 are consistent with the primary objectives in the prior Consolidated Plan, which involve addressing a variety of housing concerns. Housing Rehabilitation, Emergency Repair, Acquisition/Rehabilitation, Down Payment Assistance, and Affordable Housing are some of the types of housing-related activities that are consistent with the prior plan. Over the Plan period, the City plans to address 50 Homeowner Rehabilitation projects, Rehabilitate 2 rental units for affordable housing, and create 4 new affordable housing units either for sale or rent. The assistance of 15-20 households through the Down Payment Assistance Program. The achievement of these objectives will rely in part on the City's Community Housing Development Organizations (CHDOs) and other partners in the field of housing.

Behind housing objectives, the next objective of greatest need is in the area of Homelessness and Special Needs Populations. Objectives within the Consolidated Plan that address these populations vary among several eligible types of activities. Population-targeted housing activities can all benefit homeless individuals and families as well as households with special needs. .

The City's Plan also includes Infrastructure activities such as drainage, street improvements, sidewalks, and trails that would benefit low-income areas including more than 1,000 households. Commercial Rehabilitation such as the Facade Improvement Program and Economic Development activities such as the Microenterprise Program will continue to support businesses. Objectives include the facade

improvement of 5 commercial structures and Microenterprise Assistance awards to assist businesses in hopes of creating 10 jobs available to low/mod individuals.

Added by amendment, the City will undertake other Economic Development activities to support businesses in response to COVID-19 as well as Public Service activities related to the COVID-19 pandemic with the use of the special allocation of CDBG CARES Act funding made available in 2020. In the area of Public Services, the City will seek to provide outreach and education to low-to-moderate income neighborhoods on the Coronavirus in general and practices to prevent its spread. Activities will also involve screening and testing for COVID-19 both at existing health care facilities as well as pop-up testing sites in low-to-moderate income neighborhoods. Other activities in response to the COVID-19 pandemic include financial assistance to low- and moderate-income households whose income has been negatively impacted by the pandemic as well as Public Facility activities to improve access to the internet in LMI areas.

3. Evaluation of past performance

The City has managed to meet many of its past objectives, in spite of severe funding cuts that decreased the City's to maintain its previous level of accomplishments, particularly in the area of substantial rehabilitation of single-family homess. Over the past five years of the previous five-year Consolidated Plan, was able to continue its objectives in the areas of housing activities by limiting its eligible activities to primarily committing its funding to housing and housing related activities. The City has reduced its waiting list to approximately 25-30 households. Through the funding awarded to its CHDO's the City, a number of rental and homeownership affordable housing opportunities were made available to residents.

The City during the previous five years also demolished more than 20 vacant and blighted properties.

The City also hired a full-time Homeless Coordinator. The City also made great strides in reducing the number of homeless veterans.

4. Summary of citizen participation process and consultation process

The Citizen Participation Process included two advertisements in the Hattiesburg American notifying the public of a schedule of upcoming public hearings and setting a public comment period on the topic of the Consolidated Plan. The City also mailed letters to known neighborhood representatives and faith-based organizations in order to garner additional interest in the upcoming public hearings. The City held one public hearing in each of the City's five (5) wards. Public hearings were held at all of the PHA housing complexes and at the Council of Neighborhoods.

Recognizing the need for input from organizations that serve low-income areas and individuals, the City sent a letter to known non-profit organizations and held an Inter-Agency Meeting to solicit input. This meeting included participation from many of the organizations that would need to provide consultation

in the development of the Plan - the Hattiesburg Housing Authority and MS Regional Housing Authority No. 8, for instance. Following the meeting and at the close of the public comment period, the City began developing a draft of the Consolidated Plan, at which time, staff consulted organizations as needed in order to ensure appropriate consultations and data were included.

5. Summary of public comments

All consultations, summaries of public hearings, surveys and written comments received are contained herein. Comments largely reinforced the approach to resource allocation that the City has instituted in prior years, with Housing Rehabilitation and Repairs topping the list of priorities. Other activities advocated by the public and by partner agencies include down payment assistance, demolition, public services, microenterprise assistance, commercial rehabilitation, public facility improvement, and infrastructure improvement.

6. Summary of comments or views not accepted and the reasons for not accepting them

All comments and views received were accepted and included in the preparation of this document. No comments were rejected for any reason.

7. Summary

The City of Hattiesburg recognizes its CDBG and HOME grants as an opportunity to do great things to improve quality of life for low- to moderate-income residents and as a result, for the City as a whole. The City values the citizen participation process, and appreciates the input that residents and organizations have supplied in guiding this document. Participation in this process by the residents of low-income areas, and the organizations that regularly serve low-income households is vital to ensuring that the funds are directed to areas and programs in which they can make the greatest impact.

The City believes that the strategies and objectives set forth in this Consolidated Plan are feasible and attainable (assuming that funding remains available), and they are in accordance with the needs and desires communicated by the public that these grants are intended to serve and organizations that provide such services.

The Process

PR-05 Lead & Responsible Agencies 24 CFR 91.200(b)

1. Describe agency/entity responsible for preparing the Consolidated Plan and those responsible for administration of each grant program and funding source

The following are the agencies/entities responsible for preparing the Consolidated Plan and those responsible for administration of each grant program and funding source.

Agency Role	Name	Department/Agency
Lead Agency	HATTIESBURG	
CDBG Administrator	HATTIESBURG	Urban Development D/Community Development Division
HOPWA Administrator		
HOME Administrator	HATTIESBURG	Urban Development D/Community Development Division
HOPWA-C Administrator		

Table 1 – Responsible Agencies

Narrative

The lead agency, which is the entity responsible for overseeing the development of the plan, is the City of Hattiesburg through its Department of Urban Development, and more specifically, its Community Development Division. The City enjoys entitlement status under the U.S. Department of Housing & Urban Development's Community Development Block Grant (CDBG) and HOME Investment Partnerships (HOME) Programs. As such, the City receives an annual, formula driven allocation of funding from each program. In addition to overseeing the planning process for the use of these federal funding sources, the City also administers the programs either directly or through partnerships with capable subrecipients.

Consolidated Plan Public Contact Information

Questions or comments can be directed to:

Clarence Williams, Department of Urban Development

200 Forrest Street, First Floor (P.O. Box 1898)

Hattiesburg, MS 39403-1898

(601) 545-4558, cpwilliams@HattiesburgMS.com

Demo

Additional contact and programmatic information can be found at www.HattiesburgMS.com.

PR-10 Consultation – 91.100, 91.110, 91.200(b), 91.300(b), 91.215(I) and 91.315(I)

1. Introduction

The City's program staff identified and reached out to citizens, local government representatives, public housing authorities, non-profit developers, and various social service agencies to gather input for the Consolidated Plan. The simultaneous development of an Analysis of Impediments to Fair Housing Choice included consultations with many of these same organizations as well as real estate industry professionals and lenders, which provided additional input that can be considered in the development of the Consolidated Plan - particularly as it relates to housing concerns. Subsequent to the above processs, the City has decided to forego the development of a separate AI and will instead participate in a joint AI with the State of Mississippi and other jurisdictions in the State. The City mailed out letters of invitations to all identified stakeholders inviting them to public hearings and inter-agency meetings.

Provide a concise summary of the jurisdiction's activities to enhance coordination between public and assisted housing providers and private and governmental health, mental health and service agencies (91.215(I)).

The City continues to facilitate a group known as the Housing Roundtable to discuss a variety of housing and homelessness issues. Participants include the City's Urban Development Department, Mississippi Regional Housing Authority No. 8, the Hattiesburg Housing Authority, Hattiesburg Area Habitat for Humanity, R3SM (a non-profit housing organization), as well as the City's Community Development Housing Organizations (CHDOs). Participants also include the Salvation Army and Pine Grove Behavioral Health & Addiction Services, which both serve homeless persons; the AIDS Services Coalition, which serves the homeless as well as those living with AIDS; the University of Southern Mississippi's Institute for Disability Studies, which addresses housing issues statewide; and the Hattiesburg Board of Realtors.

Describe coordination with the Continuum of Care and efforts to address the needs of homeless persons (particularly chronically homeless individuals and families, families with children, veterans, and unaccompanied youth) and persons at risk of homelessness

The City works closely with the Continuum of Care operating in Hattiesburg and the surrounding areas. The Pinebelt Homeless Coalition is the lead agency for the implementation of HUD Continuum of Care programs. Generally, individuals requiring assistance are referred to this organization. Further, the City has provided funding to the AIDS Services Coalition and Pine Grove Behavioral Health & Addiction Services. The City also has a full-time Homeless Advocate/Coordinator.

Describe consultation with the Continuum(s) of Care that serves the jurisdiction's area in determining how to allocate ESG funds, develop performance standards and evaluate outcomes, and develop funding, policies and procedures for the administration of HMIS

The City of Hattiesburg is a part of the 71-county "balance of state" Continuum of Care. The City works with the Continuum of Care (Mississippi United to End Homelessness), and a representative from the City regularly participates in their meetings. MUTEH and its members establish guidelines, policies, etc. for the Continuum of Care. The City does not enjoy entitlement status under ESG, and as the City does not directly undertake any activities supporting homeless persons, the City does not access or input information into HMIS.

2. Describe Agencies, groups, organizations and others who participated in the process and describe the jurisdictions consultations with housing, social service agencies and other entities

Table 2 – Agencies, groups, organizations who participated

1	Agency/Group/Organization	AIDS Services Coalition
	Agency/Group/Organization Type	Housing Services-Persons with HIV/AIDS Services-homeless Services-Education
	What section of the Plan was addressed by Consultation?	Housing Need Assessment Homelessness Strategy Homeless Needs - Chronically homeless Homeless Needs - Families with children Non-Homeless Special Needs HOPWA Strategy
	How was the Agency/Group/Organization consulted and what are the anticipated outcomes of the consultation or areas for improved coordination?	Spoke on the phone with agency Director. There is a need for continued mutual support between the City and the organization in the areas of services for persons living with HIV/AIDS as well as general support services for homeless persons.
2	Agency/Group/Organization	Mississippi State Department of Health
	Agency/Group/Organization Type	Housing Services-Children Services-Health Health Agency Child Welfare Agency Other government - State
	What section of the Plan was addressed by Consultation?	Housing Need Assessment Lead-based Paint Strategy
	How was the Agency/Group/Organization consulted and what are the anticipated outcomes of the consultation or areas for improved coordination?	Contacted the agency by mail and by email regarding lead poisoning concerns. The agency reported that the Mississippi Childhood Lead Poisoning Prevention Program providing services to four families of children ages 0-6 years residing in Hattiesburg. All were African-American. The program does not gather information on children older than 7 years or on adults tested for blood lead poisoning. The results along with the area's known aging housing stock indicate that lead paint hazards must continue to be addressed.

3	Agency/Group/Organization	Salvation Army
	Agency/Group/Organization Type	Services-homeless
	What section of the Plan was addressed by Consultation?	Housing Need Assessment Public Housing Needs Homelessness Strategy Homeless Needs - Chronically homeless Homeless Needs - Families with children Anti-poverty Strategy
	How was the Agency/Group/Organization consulted and what are the anticipated outcomes of the consultation or areas for improved coordination?	The organization participated in an Interagency Meeting and was contacted by mail. The need in Hattiesburg of services for homeless persons and families is greater than the resources currently available. The needs have grown in recent years, and needs include emergency housing, transitional housing, permanent low-income housing, case work, supportive services, and basic needs.
4	Agency/Group/Organization	Southern MS Planning & Development District
	Agency/Group/Organization Type	Services-Education Services-Employment Planning organization
	What section of the Plan was addressed by Consultation?	Economic Development
	How was the Agency/Group/Organization consulted and what are the anticipated outcomes of the consultation or areas for improved coordination?	The agency was contacted by mail. The agency's workforce development programs share some of the intended benefits with the City's Micro-enterprise Assistance Program. The City will further develop its relationship with SMPDD in an effort to improve coordination in the areas of economic and workforce development. A letter of invitation to attend and participate in the public hearings and the Inter-agency meeting was sent to local business groups and organizations.

5	Agency/Group/Organization	U. OF SOUTHERN MISS. INSTITUTE FOR DISABILITIES STUDIES
	Agency/Group/Organization Type	Housing Services-Persons with Disabilities Services-Education Service-Fair Housing Other government - State Business Leaders
	What section of the Plan was addressed by Consultation?	Housing Need Assessment Public Housing Needs Non-Homeless Special Needs
	How was the Agency/Group/Organization consulted and what are the anticipated outcomes of the consultation or areas for improved coordination?	The agency participated in Interagency Meeting and submitted written comments. The agency suggests that the City fill the Disability Advocate vacancy, seek other sources of funding for homeowner rehabilitation, and suggest facilitating a seminar for residents on fair housing laws.
6	Agency/Group/Organization	Hattiesburg Housing Authority
	Agency/Group/Organization Type	Housing PHA Other government - Local
	What section of the Plan was addressed by Consultation?	Housing Need Assessment Public Housing Needs Non-Homeless Special Needs
	How was the Agency/Group/Organization consulted and what are the anticipated outcomes of the consultation or areas for improved coordination?	The agency participated in an Interagency Meeting and by mail. With a waiting list of applicants in excess of 100, there is a clear need for additional affordable housing opportunities in Hattiesburg. The majority of housing units managed by HHA are more than 70 years old, so modernization, weatherization, and general maintenance is difficult and/or expensive. Although a new development is planned, its 56 units will not significantly address the waiting list of applicants.
7	Agency/Group/Organization	Hattiesburg Area Habitat for Humanity
	Agency/Group/Organization Type	Housing Services-Education Service-Fair Housing

	What section of the Plan was addressed by Consultation?	Housing Need Assessment
	How was the Agency/Group/Organization consulted and what are the anticipated outcomes of the consultation or areas for improved coordination?	The organization participated in an Interagency Meeting and submitted written comments. The organization plans to continue working with its applicants to take advantage of downpayment assistance funding. The organization is interested in taking part in the development of a mixed-income subdivision. Planning, infrastructure, development, downpayment, and financial counseling are all potential projects in which the City and the agency can collaborate.
8	Agency/Group/Organization	Hattiesburg Council of Neighborhoods
	Agency/Group/Organization Type	Civic Leaders Area Neighborhood Associations Neighborhood Organization
	What section of the Plan was addressed by Consultation?	Housing Need Assessment Infrastructure
	How was the Agency/Group/Organization consulted and what are the anticipated outcomes of the consultation or areas for improved coordination?	Representatives attended and participated in public hearings, called in with comments, and submitted written comment. The organization would like to see the City's efforts toward housing rehab/repair focus on long-term solutions, and they encourage infrastructure improvements in areas of greatest need that are not already slated for repair/improvement by the Public Works Department.
9	Agency/Group/Organization	Oseola McCarty Youth Development Center
	Agency/Group/Organization Type	Services-Children Services-Elderly Persons Services-Education Services-Employment
	What section of the Plan was addressed by Consultation?	Housing Need Assessment Lead-based Paint Strategy Economic Development

	How was the Agency/Group/Organization consulted and what are the anticipated outcomes of the consultation or areas for improved coordination?	The organization participated in an Interagency Meeting, a Public Hearing, and submitted written comments. The organization serves mostly youth and children, but also seeks to expand into job creation activities. These are all activities that line up with the City's past Community Development activities, and as such, there will be continued coordination between the City and the organization. The organization also plans to abate asbestos hazards in part of its building in order to expand its useful area. As representation for the broader community, the organization also comments on the need to address lead/asbestos hazards in the aging housing stock - particularly for elderly, low-income households.
10	Agency/Group/Organization	DOMESTIC ABUSE FAMILY SHELTER, INC.
	Agency/Group/Organization Type	Housing Services-Victims of Domestic Violence Services-homeless Services-Education Services-Employment
	What section of the Plan was addressed by Consultation?	Housing Need Assessment Public Housing Needs Homeless Needs - Families with children Non-Homeless Special Needs
	How was the Agency/Group/Organization consulted and what are the anticipated outcomes of the consultation or areas for improved coordination?	This organization participated in an Interagency Meeting and supplied written comments. The comments reveal a need in the community for transitional housing. The organization provides emergency shelter and counseling to its clientele, but their services and resources are limited. Upon leaving the shelter, options for clients/families are most often Section 8, public housing, and other low-income housing, which is documented as being in short supply.

11	Agency/Group/Organization	DuBard School for Language Disorders
	Agency/Group/Organization Type	Services-Children Services-Elderly Persons Services-Persons with Disabilities Services-Education Other government - State
	What section of the Plan was addressed by Consultation?	Non-Homeless Special Needs
	How was the Agency/Group/Organization consulted and what are the anticipated outcomes of the consultation or areas for improved coordination?	This organization participated in a Public Hearing and submitted written comments. The organization works with children, youth, and adults with language disorders. Comments included alarming statistics about illiteracy in Mississippi and the invitation for the City and the DuBard School to coordinate on efforts to improve literacy within Hattiesburg.
12	Agency/Group/Organization	Off Campus Study Hall
	Agency/Group/Organization Type	Services-Children Services-Education
	What section of the Plan was addressed by Consultation?	Public Services
	How was the Agency/Group/Organization consulted and what are the anticipated outcomes of the consultation or areas for improved coordination?	The organization participated in an Interagency Meeting and provided written comments. The comments offer suggestion of a need for after-school tutoring and a general safe place for youth to gather after school.
13	Agency/Group/Organization	Family Network Partnership
	Agency/Group/Organization Type	Services-Children Services-Elderly Persons Services-homeless Services-Education Services-Employment Other government - State Business and Civic Leaders USM - School of Social Work
	What section of the Plan was addressed by Consultation?	Housing Need Assessment Public Housing Needs Homelessness Strategy Economic Development

	How was the Agency/Group/Organization consulted and what are the anticipated outcomes of the consultation or areas for improved coordination?	The organization participated in an Interagency Meeting and provided written comments. Statements suggested a geographically targeted approach to housing repair, rehab, and demolition programs and fan outward in order to create a culture of housing change, pride, etc.
14	Agency/Group/Organization	South Mississippi Children's Center
	Agency/Group/Organization Type	Housing Services-Children Services-Victims of Domestic Violence Services-homeless Child Welfare Agency
	What section of the Plan was addressed by Consultation?	Housing Need Assessment Homelessness Strategy Economic Development
	How was the Agency/Group/Organization consulted and what are the anticipated outcomes of the consultation or areas for improved coordination?	The organization provided written comments advocating services for homeless persons - particularly services providing a "day haven" with an address that could be used, thereby helping people acquire identification and ultimately, employment and housing. The comments also advocate for all types of housing assistance ranging from homeless services and emergency housing to addressing substandard housing in the community and homeownership. The organization also advocates for rental and utility deposit assistance.
15	Agency/Group/Organization	MS Regional Housing Authority No. 8
	Agency/Group/Organization Type	PHA
	What section of the Plan was addressed by Consultation?	Housing Need Assessment
	How was the Agency/Group/Organization consulted and what are the anticipated outcomes of the consultation or areas for improved coordination?	The organization participated in an Interagency Meeting and submitted comments in writing that suggest utilizing Community Development funding for security deposit assistance, utility deposit assistance, transitional rental assistance, and downpayment assistance programs. The City will continue to consult with the organization.

16	Agency/Group/Organization	BREAKTHROUGH COMMUNITY SERVICES
	Agency/Group/Organization Type	Housing Services-Elderly Persons Services-Persons with Disabilities Service-Fair Housing Business Leaders
	What section of the Plan was addressed by Consultation?	Housing Need Assessment
	How was the Agency/Group/Organization consulted and what are the anticipated outcomes of the consultation or areas for improved coordination?	This organization participated in an Interagency Meeting and provided written comment. As a CHDO and an organization with which the City has partnered previously on housing and public service activities, the City will continue to coordinate with this organization.
17	Agency/Group/Organization	Forrest General Hospital (Pine Grove Behavioral Health & Addiction Services)
	Agency/Group/Organization Type	Housing Services-Persons with Disabilities Services-Persons with HIV/AIDS Services-homeless Services-Health Health Agency Publicly Funded Institution/System of Care
	What section of the Plan was addressed by Consultation?	Housing Need Assessment Homelessness Strategy Homeless Needs - Chronically homeless Homelessness Needs - Veterans Anti-poverty Strategy
	How was the Agency/Group/Organization consulted and what are the anticipated outcomes of the consultation or areas for improved coordination?	This organization participated in an Interagency Meeting and was consulted by email and telephone conversation. Comments suggested continued need in areas of homelessness - both housing and supportive services.

Identify any Agency Types not consulted and provide rationale for not consulting

The process of developing the Consolidated Plan was intended to be as open and involving as possible among the public and servicing agencies. Were any organizations left out of the process, it was certainly

not intentional. The City believes that a satisfactory effort was made in notifying the public and agencies from a wide range of types/missions and that ample input was provided by such organizations to create a complete Plan.

Other local/regional/state/federal planning efforts considered when preparing the Plan

Name of Plan	Lead Organization	How do the goals of your Strategic Plan overlap with the goals of each plan?
Continuum of Care	Mississippi United to End Homelessness	MUTEH is in the process of establishing a 10-year plan to end homelessness, and the City is in contact with the organization's chairperson, the more regional Pinebelt Coalition on Homelessness, and local organizations serving homeless persons and families.
Analysis of Impediments to Fair Housing Choice	City of Hattiesburg	The City will make an effort to address to the extent feasible, identified impediments - either directly or indirectly - as it develops the annual action plans to accompany the Consolidated Plan.

Table 3 – Other local / regional / federal planning efforts

Describe cooperation and coordination with other public entities, including the State and any adjacent units of general local government, in the implementation of the Consolidated Plan (91.215(I))

The City reached out to officials in the City of Petal, Forrest County, and Lamar County during the comment period for the Consolidated Plan, and one response was received from one of those governing bodies.

Narrative (optional):

Forty-nine (49) organizations were invited to attend an Inter-Agency Meeting to discuss the Consolidated Plan. This meeting was not intended to be exclusive of any organization, and there was representation at the meeting from organizations that were previously unknown to the City's Community Development staff, which was encouraging in knowing that the meeting was well publicized. Individuals representing twenty-one (21) organizations attended the meeting, and several organizations that could not send a representative still sent in comments for the Plan and/or attended later Public Hearings. Twenty-nine (29) organizations – all of which had previously been invited to the Inter-Agency Meeting – were mailed targeted questionnaires for further consultation in their areas of expertise and service. At the close of the public comment period, Community Development staff continued to make direct contact with organizations if/when certain areas of the Plan were left without necessary consultation. These methods of contact were typically by email and/or telephone.

PR-15 Citizen Participation – 91.105, 91.115, 91.200(c) and 91.300(c)

1. Summary of citizen participation process/Efforts made to broaden citizen participation Summarize citizen participation process and how it impacted goal-setting

The Citizen Participation Process involved two Public Notices advertising five upcoming Public Hearings on the 2018-2022 Consolidated Plan and component 2018 Action Plan, which was also promoted through letters to 108 churches and faith-based organizations, and more than 150 neighborhood representatives citywide. The City also held an Interagency Meeting of known organizations that work directly with low/mod households to gather their input on the community development needs of the City. The City's program staff, also being direct providers of services to the low/mod community can attest to many of the needs of the community based on the daily calls received and referrals made for people in various positions of need. Input from the Public Hearings, the Interagency Meeting, written comments, and general daily phone calls to the City weigh heavily in the identification of goals for the Consolidated Plan. With little exception, the citizen participation in all of these areas are also in agreement with 1) the City's historical CDBG/HOME programming, 2) areas for improvement identified in the Analysis of Impediments to Fair Housing Choice, and 3) the consultation comments offered by area housing agencies, local governments, and the variety of other service providers.

Upon completion of a draft of the Consolidated Plan and 2018 Action Plan, Notice was published in the Hattiesburg American that the draft was available for public review and comment. During the comment period, written comment was received from two non-profit organizations requesting consideration of activities that would further address homelessness - particularly among the disabled and those living with HIV/AIDS. During the comment period, program staff experienced a heightened interest in the Down Payment Assistance Program by telephone inquiries and submission of applications. In finalizing the Consolidated Plan, the areas of Down Payment Assistance and affordable housing options for homeless populations has been given additional consideration.

Citizen Participation Outreach

Sort Order	Mode of Outreach	Target of Outreach	Summary of response/attendance	Summary of comments received	Summary of comments not accepted and reasons	URL (If applicable)
1	Newspaper Ad	<p>Minorities</p> <p>Persons with disabilities</p> <p>Non-targeted/broad community</p> <p>Residents of Public and Assisted Housing</p> <p>Low-Income Area Residents</p>	<p>December 1 2017 - Public Notice advertised upcoming Public Hearings on the topic of the 2018-2022 Consolidated Plan. See the response/attendance information related to the Public Hearing entries.</p>	<p>Phone calls generated by the advertisement were mostly clarifying the topics the hearings would cover, how our programs operate, etc. and why the hearings were being held.</p>		

Demo

Sort Order	Mode of Outreach	Target of Outreach	Summary of response/attendance	Summary of comments received	Summary of comments not accepted and reasons	URL (If applicable)
2	Letter to known Public Service Organizations	Agencies that work with Low/Mod Population	December 1, 2017 - Letter notified agencies of the upcoming Interagency Meeting on the topic of the 2018-2022 Consolidated Plan. See the response/attendance information related to the Interagency Meeting.	Calls were from organizations unable to attend this meeting asking for other opportunities to comment, and they were encouraged to attend one of the upcoming Public Hearings or submit comments in writing before the deadline for public comment.		

Demo

Sort Order	Mode of Outreach	Target of Outreach	Summary of response/attendance	Summary of comments received	Summary of comments not accepted and reasons	URL (If applicable)
3	Newspaper Ad	<p>Minorities</p> <p>Persons with disabilities</p> <p>Non-targeted/broad community</p> <p>Residents of Public and Assisted Housing</p> <p>Low-Income Area Residents</p>	<p>December 1, 2017- Public Notice advertised upcoming Public Hearings on the topic of the 2018-2022 Consolidated Plan. See the response/attendance information related to the Public Hearing entries.</p>	<p>Limited comments about programming were offered by phone, but most related to housing rehabilitation needs.</p>		

Demo

Sort Order	Mode of Outreach	Target of Outreach	Summary of response/attendance	Summary of comments received	Summary of comments not accepted and reasons	URL (If applicable)
4	Letter to known Public Service Organizations	Minorities Non-targeted/broad community Churches and Neighborhood Groups	December 1, 2017 - Letters notifying individuals and faith based organizations of the upcoming Public Hearing schedule were mailed. See the response/attendance information related to the Public Hearing entries. Letters were mailed to 108 churches/faith-based organizations and 158 neighborhood representatives.	There were no written responses or comments.		

Demo

Sort Order	Mode of Outreach	Target of Outreach	Summary of response/attendance	Summary of comments received	Summary of comments not accepted and reasons	URL (If applicable)
5	Letter to known Public Service Organizations	Agencies that work with Low/Mod Population	January 4, 2018 Interagency Meeting - Two staff and 11 organization representatives attended the meeting (more representatives may have attended that did not sign in).	The meeting included an overview of the City's CDBG/HOME Programs, the Consolidated Plan process, and the importance of gathering input from stakeholders and the community in general, and the Update of the Analysis of Impediments to Fair Housing. Comments included advocacy for: Transitional Housing, Rental Subsidies, Security Deposit Assistance, Utility Assistance, Downpayment Assistance, Housing Rehabilitation, Reconstruction, New Construction of Affordable Housing.		

Demo

Sort Order	Mode of Outreach	Target of Outreach	Summary of response/attendance	Summary of comments received	Summary of comments not accepted and reasons	URL (If applicable)
6	Public Meeting	<p>Minorities</p> <p>Persons with disabilities</p> <p>Non-targeted/broad community</p> <p>Residents of Public and Assisted Housing</p> <p>Low-Income Area Residents</p>	January 8, 2018- The first Public Hearing was held in Ward 4 at the Jackie Dole Sherrill Community Center. Two staff members and two citizens were in attendance.	Comments included advocacy for Housing Rehabilitation, Crime Prevention Programs, Transportation and Programs for youth, and for the elderly and resources to assist those recently release from jails and prisons.		

Demo

Sort Order	Mode of Outreach	Target of Outreach	Summary of response/attendance	Summary of comments received	Summary of comments not accepted and reasons	URL (If applicable)
7	Public Meeting	<p>Minorities</p> <p>Persons with disabilities</p> <p>Non-targeted/broad community</p> <p>Residents of Public and Assisted Housing</p> <p>Low-Income Area Residents</p>	<p>January 23, 2018 - The second Public Hearing was held in Ward 2 at the C. E. Roy Community Center. Three staff members and a guest from the Mississippi Center for Justice were in attendance. There were 17 citizens who attended.</p>	There were comments		

Demo

9	Public Meeting	<p>Minorities</p> <p>Persons with disabilities</p> <p>Non-targeted/broad community</p> <p>Residents of Public and Assisted Housing</p> <p>Low-Income Area Residents</p>	<p>January 24, 2018 - The fourth Public Hearing was held in Ward 1 at the Lake Terrace Convention Center. Three staff members and three citizens were in attendance.</p>	<p>Comments included advocacy for Housing Rehabilitation, Lead and asbestos abatement in homes and in facilities of non-profits, Infrastructure improvement in low/mod areas - particularly Palmer's Crossing, Demolition of homes contributing to blight, Single Room Occupancy housing for the mentally ill, and use of Public Facilities as emergency/transitional housing for the homeless. Some of the comments received were from a citizen representing a local non-profit, and those comments are also reflected in the agency consultation section of the Consolidated Plan.</p>		
---	----------------	---	--	---	--	--

Demo

Sort Order	Mode of Outreach	Target of Outreach	Summary of response/attendance	Summary of comments received	Summary of comments not accepted and reasons	URL (If applicable)
10	Public Meeting	<p>Minorities</p> <p>Persons with disabilities</p> <p>Non-targeted/broad community</p> <p>Residents of Public and Assisted Housing</p> <p>Low-Income Area Residents</p>	<p>January 25, 2018 - The fourth Public Hearing was held in Ward 3 at the Thames Elementary school auditorium. Two staff members and eight citizens were in attendance.</p>	<p>Comments included additionally advocacy for affordable housing options for homeless persons - particularly the disabled and those living with HIV/AIDS. Program staff experienced a heightened interest in the Down Payment Assistance Program through telephone inquiries and submission of applications.</p>		

Demo

Sort Order	Mode of Outreach	Target of Outreach	Summary of response/attendance	Summary of comments received	Summary of comments not accepted and reasons	URL (If applicable)
11	Newspaper Ad	<p>Minorities</p> <p>Persons with disabilities</p> <p>Non-targeted/broad community</p> <p>Residents of Public and Assisted Housing</p> <p>Low-Income Area Residents</p>	<p>February 27, 2018</p> <p>~ The fifth Public Hearing was held in Ward 5 at Mt. Olive Baptist Church Fellowship Hall.</p> <p>Three staff members, 1 public official, and twenty-two citizens were in attendance.</p>	<p>Comments included additionally advocacy for affordable housing options for homeless persons - particularly the</p>		

Table 4 – Citizen Participation Outreach

Needs Assessment

NA-05 Overview

Needs Assessment Overview

The following Needs Assessment provides some perspective on the condition of housing in the City of Hattiesburg through a review of particular categories of comparison and through different types of housing needs. The assessment serves to compare different types of housing concerns/issues/needs by income category, by household type, by geography, and by race/ethnic group.

According to mapping data, and to the Community Development Division staff's past experience, there is a decidedly greater need for community development efforts in the City's Easternmost Wards and U.S. Census Tracts. Generally speaking – and there are certainly exceptions – there are greater concentrations of minority households and greater concentrations of lower-income households in the Eastern part of the City. This area of the City is also marked with a large area of flood zone, particularly near the Leaf River, which can be an obstacle in the area of housing and marketability.

The Needs Assessment also identifies disproportionate needs in terms of housing cost burden, deteriorating housing conditions, and severe housing problems. In general, there are some areas of need that are disproportionately greater among African-Americans than any other race/ethnicity, but in most cases much of the disproportion is comparable to the distribution among different races/ethnicities within the income category.

NA-10 Housing Needs Assessment - 24 CFR 91.205 (a,b,c)

Summary of Housing Needs

Housing needs in the City of Hattiesburg are varied and are documented by CHAS data, U.S. Census data, consultation with housing and social service agencies, and citizen input. Needs exist for homeowners, renters, homeless persons, those at risk of homelessness, and people with needs for specific services and housing characteristics. Code compliant housing, affordable housing, emergency shelter, transitional housing, and permanent housing for the homeless are all existing housing needs – many of which the City has made efforts to address in the past. Data shows that overcrowding conditions, excessive housing cost burdens, and housing that lacks basic, complete kitchen and/or bathroom facilities are characteristics that some citizens face. Understandably, the largest subsection of the population facing these specific housing issues are those with extremely low household income or no income at all. Since the last Consolidated Plan, the shortage of decent rental housing along with increasing rents have contributed to an increased risk of homelessness.

Demographics	Base Year: 2000	Most Recent Year: 2013	% Change
Population	44,800	46,716	4%
Households	19,268	18,355	-5%
Median Income	\$24,409.00	\$27,609.00	13%

Table 5 - Housing Needs Assessment Demographics

Data Source: 2000 Census (Base Year), 2009-2013 ACS (Most Recent Year)

Number of Households Table

	0-30% HAMFI	>30-50% HAMFI	>50-80% HAMFI	>80-100% HAMFI	>100% HAMFI
Total Households	3,710	2,990	2,530	1,405	7,730
Small Family Households	1,110	1,040	810	415	3,320
Large Family Households	255	109	155	45	424
Household contains at least one person 62-74 years of age	365	319	309	173	1,404
Household contains at least one person age 75 or older	134	380	355	185	750
Households with one or more children 6 years old or younger	780	559	394	212	830

Table 6 - Total Households Table

Data Source: 2009-2013 CHAS

Housing Needs Summary Tables

1. Housing Problems (Households with one of the listed needs)

	Renter					Owner				
	0-30% AMI	>30- 50% AMI	>50- 80% AMI	>80- 100% AMI	Total	0-30% AMI	>30- 50% AMI	>50- 80% AMI	>80- 100% AMI	Total
NUMBER OF HOUSEHOLDS										
Substandard Housing - Lacking complete plumbing or kitchen facilities	44	115	25	15	199	4	0	10	0	14
Severely Overcrowded - With >1.51 people per room (and complete kitchen and plumbing)	35	0	35	4	74	0	0	0	0	0
Overcrowded - With 1.01-1.5 people per room (and none of the above problems)	75	65	49	0	189	0	15	20	0	35
Housing cost burden greater than 50% of income (and none of the above problems)	2,315	1,195	180	10	3,700	280	265	135	44	724

	Renter					Owner				
	0-30% AMI	>30-50% AMI	>50-80% AMI	>80-100% AMI	Total	0-30% AMI	>30-50% AMI	>50-80% AMI	>80-100% AMI	Total
Housing cost burden greater than 30% of income (and none of the above problems)	115	590	1,020	160	1,885	4	230	330	119	683
Zero/negative Income (and none of the above problems)	400	0	0	0	400	115	0	0	0	115

Table 7 – Housing Problems Table

Data 2009-2013 CHAS
Source:

2. Housing Problems 2 (Households with one or more Severe Housing Problems: Lacks kitchen or complete plumbing, severe overcrowding, severe cost burden)

	Renter					Owner				
	0-30% AMI	>30-50% AMI	>50-80% AMI	>80-100% AMI	Total	0-30% AMI	>30-50% AMI	>50-80% AMI	>80-100% AMI	Total
NUMBER OF HOUSEHOLDS										
Having 1 or more of four housing problems	2,470	1,370	290	30	4,160	285	280	165	44	774
Having none of four housing problems	365	820	1,425	900	3,510	70	520	650	430	1,670
Household has negative income, but none of the other housing problems	400	0	0	0	400	115	0	0	0	115

Table 8 – Housing Problems 2

Data 2009-2013 CHAS
Source:

3. Cost Burden > 30%

	Renter				Owner			
	0-30% AMI	>30-50% AMI	>50-80% AMI	Total	0-30% AMI	>30-50% AMI	>50-80% AMI	Total
NUMBER OF HOUSEHOLDS								
Small Related	805	805	359	1,969	75	180	145	400
Large Related	244	38	68	350	4	19	15	38
Elderly	134	160	245	539	93	214	119	426
Other	1,390	945	595	2,930	105	90	175	370
Total need by income	2,573	1,948	1,267	5,788	277	503	454	1,234

Table 9 – Cost Burden > 30%

Data 2009-2013 CHAS
Source:

4. Cost Burden > 50%

	Renter				Owner			
	0-30% AMI	>30-50% AMI	>50-80% AMI	Total	0-30% AMI	>30-50% AMI	>50-80% AMI	Total
NUMBER OF HOUSEHOLDS								
Small Related	755	480	74	1,309	75	120	20	215
Large Related	230	24	4	258	4	15	0	19
Elderly	109	130	65	304	89	79	60	228
Other	1,350	635	50	2,035	105	60	50	215
Total need by income	2,444	1,269	193	3,906	273	274	130	677

Table 10 – Cost Burden > 50%

Data 2009-2013 CHAS
Source:

5. Crowding (More than one person per room)

	Renter					Owner				
	0-30% AMI	>30-50% AMI	>50-80% AMI	>80-100% AMI	Total	0-30% AMI	>30-50% AMI	>50-80% AMI	>80-100% AMI	Total
NUMBER OF HOUSEHOLDS										
Single family households	75	65	84	0	224	0	15	0	0	15

	Renter					Owner				
	0-30% AMI	>30-50% AMI	>50-80% AMI	>80-100% AMI	Total	0-30% AMI	>30-50% AMI	>50-80% AMI	>80-100% AMI	Total
Multiple, unrelated family households	35	0	0	0	35	0	0	20	0	20
Other, non-family households	0	0	0	4	4	0	0	0	0	0
Total need by income	110	65	84	4	263	0	15	20	0	35

Table 11 – Crowding Information – 1/2

Data Source: 2009-2013 CHAS

	Renter				Owner			
	0-30% AMI	>30-50% AMI	>50-80% AMI	Total	0-30% AMI	>30-50% AMI	>50-80% AMI	Total
Households with Children Present	0	0	0	0	0	0	0	0

Table 12 – Crowding Information – 2/2

Data Source
Comments:

Describe the number and type of single person households in need of housing assistance.

The City has no available information with which it can describe the number and type of single person households in need of housing assistance.

Estimate the number and type of families in need of housing assistance who are disabled or victims of domestic violence, dating violence, sexual assault and stalking.

Not/Available. the city has no such estimates.

What are the most common housing problems?

The most common housing problems include code compliant housing. Whether owner occupied or rental, decent, safe, sanitary housing is a genuine concern particularly in the low-income census tracts of the City. Needs range from basic repair of critical housing systems to complete rehabilitation of deteriorated structures. Many properties reach a point of deterioration at which rehabilitation is infeasible.

The City's aging housing stock is a common concern particularly in the low-income census tracts. Older homes require more maintenance and regular repairs, which may be difficult or impossible for a person to finance if their income does not allow for it. Older homes also pose a greater health risk by way of lead paint hazards and asbestos hazards.

A substantial amount of the City's land area – especially in the Eastern part of the City – is designated as a flood zone. With some minor exceptions, flood zones in the City mostly cover low-income census tracts. Development, including rehabilitation of homes in the flood zone, which requires a permit, is limited by FEMA requirements and local building codes as to the amount of work that can be done without elevating a home above the base flood elevation. This requirement hampers homeowners in the flood zone from making certain substantial repairs or upgrades to their homes. Homes that are already in significant disrepair are less likely to be rehabilitated because regulation would prohibit the permitting of substantial work. This obstacle contributes to continued deterioration of such neighborhoods.

Code compliance and decent, sanitary housing standards for rental housing are a concern as well as problems in this area are shown to impact low-income citizens to a greater degree.

Are any populations/household types more affected than others by these problems?

Understandably, these housing problems impact low-income residents to a greater degree, and the lower the income of the household, the more likely they are to face these and similar housing problems. Potentially, people moving out of transitional housing into permanent living arrangements will be more likely to face such housing problems as well. Households with zero income or low, fixed-incomes are more likely to be impacted by these problems; as an example, these households may be elderly or disabled and receiving social security or disability income, and the limited amount may limit their housing options or ability to make repairs.

Describe the characteristics and needs of Low-income individuals and families with children (especially extremely low-income) who are currently housed but are at imminent risk of either residing in shelters or becoming unsheltered 91.205(c)/91.305(c)). Also discuss the needs of formerly homeless families and individuals who are receiving rapid re-housing assistance and are nearing the termination of that assistance

While there is no single description that identifies all low-income individuals and families, there are several characteristics that are common among such individuals and families. Such characteristics include training, education, and employment challenges; individuals with less education and/or no technical skills are likely to encounter challenges in finding employment other than what would be considered low-income. Likewise, training, education, and employment challenges make it more likely that an individual will be employed in part time or even temporary work, which may be more volatile. Other characteristics of low-income populations include special needs such as physical or mental disabilities.

Common needs among low-income individuals and families are: improved access to the existing network of public services available in the community, opportunities to access housing choice vouchers, services to supplement rent and utilities if/when individuals/families encounter financial hardship, housing opportunities for special needs populations, transitional housing and permanent supportive housing - particularly for families. These needs will also be common among many individuals and families that are formerly homeless and nearing the termination of any temporary assistance provided.

If a jurisdiction provides estimates of the at-risk population(s), it should also include a description of the operational definition of the at-risk group and the methodology used to generate the estimates:

n/a – The City has no such estimate.

Specify particular housing characteristics that have been linked with instability and an increased risk of homelessness

The City has received no information that would lead to the obvious conclusion that a particular housing characteristic is/has been linked with instability and/or an increased risk of homelessness.

Discussion

Cannot locate the table.

NA-15 Disproportionately Greater Need: Housing Problems – 91.205 (b)(2)

Assess the need of any racial or ethnic group that has disproportionately greater need in comparison to the needs of that category of need as a whole.

Introduction

0%-30% of Area Median Income

Housing Problems	Has one or more of four housing problems	Has none of the four housing problems	Household has no/negative income, but none of the other housing problems
Jurisdiction as a whole	2,880	315	515
White	925	104	190
Black / African American	1,845	180	290
Asian	29	0	10
American Indian, Alaska Native	25	0	0
Pacific Islander	0	0	10
Hispanic	60	30	10

Table 13 - Disproportionally Greater Need 0 - 30% AMI

Data 2009-2013 CHAS
Source:

*The four housing problems are:

1. Lacks complete kitchen facilities, 2. Lacks complete plumbing facilities, 3. More than one person per room, 4. Cost Burden greater than 30%

30%-50% of Area Median Income

Housing Problems	Has one or more of four housing problems	Has none of the four housing problems	Household has no/negative income, but none of the other housing problems
Jurisdiction as a whole	2,465	530	0
White	705	120	0
Black / African American	1,675	330	0
Asian	14	0	0
American Indian, Alaska Native	0	0	0
Pacific Islander	0	0	0
Hispanic	58	54	0

Table 14 - Disproportionally Greater Need 30 - 50% AMI

Demo

Data 2009-2013 CHAS
Source:

*The four housing problems are:

1. Lacks complete kitchen facilities, 2. Lacks complete plumbing facilities, 3. More than one person per room, 4. Cost Burden greater than 30%

50%-80% of Area Median Income

Housing Problems	Has one or more of four housing problems	Has none of the four housing problems	Household has no/negative income, but none of the other housing problems
Jurisdiction as a whole	1,800	725	0
White	635	195	0
Black / African American	1,070	470	0
Asian	20	0	0
American Indian, Alaska Native	15	0	0
Pacific Islander	0	0	0
Hispanic	20	64	0

Table 15 - Disproportionally Greater Need 50 - 80% AMI

Data 2009-2013 CHAS
Source:

*The four housing problems are:

1. Lacks complete kitchen facilities, 2. Lacks complete plumbing facilities, 3. More than one person per room, 4. Cost Burden greater than 30%

80%-100% of Area Median Income

Housing Problems	Has one or more of four housing problems	Has none of the four housing problems	Household has no/negative income, but none of the other housing problems
Jurisdiction as a whole	355	1,040	0
White	214	424	0
Black / African American	135	585	0
Asian	0	10	0
American Indian, Alaska Native	0	0	0
Pacific Islander	0	0	0
Hispanic	0	15	0

Table 16 - Disproportionally Greater Need 80 - 100% AMI

Data 2009-2013 CHAS
Source:

Demo

*The four housing problems are:

1. Lacks complete kitchen facilities, 2. Lacks complete plumbing facilities, 3. More than one person per room, 4. Cost Burden greater than 30%

Discussion

NA-20 Disproportionately Greater Need: Severe Housing Problems – 91.205 (b)(2)

Assess the need of any racial or ethnic group that has disproportionately greater need in comparison to the needs of that category of need as a whole.

Introduction

0%-30% of Area Median Income

Severe Housing Problems*	Has one or more of four housing problems	Has none of the four housing problems	Household has no/negative income, but none of the other housing problems
Jurisdiction as a whole	2,755	435	515
White	925	104	190
Black / African American	1,720	305	290
Asian	29	0	10
American Indian, Alaska Native	25	0	0
Pacific Islander	0	0	10
Hispanic	60	30	10

Table 17 – Severe Housing Problems 0 - 30% AMI

Data 2009-2013 CHAS
Source:

*The four severe housing problems are:

1. Lacks complete kitchen facilities, 2. Lacks complete plumbing facilities, 3. More than 1.5 persons per room, 4. Cost Burden over 50%

30%-50% of Area Median Income

Severe Housing Problems*	Has one or more of four housing problems	Has none of the four housing problems	Household has no/negative income, but none of the other housing problems
Jurisdiction as a whole	1,650	1,340	0
White	520	290	0
Black / African American	1,065	935	0
Asian	10	4	0
American Indian, Alaska Native	0	0	0
Pacific Islander	0	0	0

Severe Housing Problems*	Has one or more of four housing problems	Has none of the four housing problems	Household has no/negative income, but none of the other housing problems
Hispanic	29	84	0

Table 18 – Severe Housing Problems 30 - 50% AMI

Data 2009-2013 CHAS
Source:

*The four severe housing problems are:

1. Lacks complete kitchen facilities, 2. Lacks complete plumbing facilities, 3. More than 1.5 persons per room, 4. Cost Burden over 50%

50%-80% of Area Median Income

Severe Housing Problems*	Has one or more of four housing problems	Has none of the four housing problems	Household has no/negative income, but none of the other housing problems
Jurisdiction as a whole	455	2,075	0
White	105	720	0
Black / African American	335	1,200	0
Asian	4	20	0
American Indian, Alaska Native	0	15	0
Pacific Islander	0	0	0
Hispanic	0	84	0

Table 19 – Severe Housing Problems 50 - 80% AMI

Data 2009-2013 CHAS
Source:

*The four severe housing problems are:

1. Lacks complete kitchen facilities, 2. Lacks complete plumbing facilities, 3. More than 1.5 persons per room, 4. Cost Burden over 50%

80%-100% of Area Median Income

Severe Housing Problems*	Has one or more of four housing problems	Has none of the four housing problems	Household has no/negative income, but none of the other housing problems
Jurisdiction as a whole	74	1,330	0
White	49	604	0

Severe Housing Problems*	Has one or more of four housing problems	Has none of the four housing problems	Household has no/negative income, but none of the other housing problems
Black / African American	25	700	0
Asian	0	10	0
American Indian, Alaska Native	0	0	0
Pacific Islander	0	0	0
Hispanic	0	15	0

Table 20 – Severe Housing Problems 80 - 100% AMI

Data 2009-2013 CHAS
Source:

*The four severe housing problems are:

1. Lacks complete kitchen facilities, 2. Lacks complete plumbing facilities, 3. More than 1.5 persons per room, 4. Cost Burden over 50%

Discussion

NA-25 Disproportionately Greater Need: Housing Cost Burdens – 91.205 (b)(2)

Assess the need of any racial or ethnic group that has disproportionately greater need in comparison to the needs of that category of need as a whole.

Introduction:

Housing Cost Burden

Housing Cost Burden	<=30%	30-50%	>50%	No / negative income (not computed)
Jurisdiction as a whole	9,690	3,390	4,749	530
White	5,180	1,245	1,620	190
Black / African American	3,995	1,955	2,955	300
Asian	54	84	39	10
American Indian, Alaska Native	0	15	25	0
Pacific Islander	0	0	0	10
Hispanic	360	54	90	10

Table 21 – Greater Need: Housing Cost Burdens AMI

Data 2009-2013 CHAS
Source:

Discussion:

NA-30 Disproportionately Greater Need: Discussion – 91.205(b)(2)

Are there any income categories in which a racial or ethnic group has disproportionately greater need than the needs of that income category as a whole?

There are instances in Housing Problems and Severe Housing Problems that indicate a disproportionately greater representation of black/African-American households even among specific income groups. In particular, the lower the income categories (0-30% and 30-50% of AMI) were more likely to document such disproportions. This concept is addressed in more detail in previous segments of the Consolidated Plan.

If they have needs not identified above, what are those needs?

The needs of low-income communities are plenty, but strictly in terms of housing, code compliant housing, safe living conditions, and weatherization are basic, physical needs in the housing stock – both owner-occupied and rental. Additionally, there is a need in the community for rental assistance (such as Section 8), as evidenced in the current shortage of such vouchers in existing programs.

Are any of those racial or ethnic groups located in specific areas or neighborhoods in your community?

A comparison of a map showing minority concentrations in the City of Hattiesburg and a map showing the concentration of low-income households in the City reveal glaring similarities. Particular areas (but certainly not all areas) of Wards 2, 4, and 5 are identified as low-income areas, which also may be considered “majority-minority” areas in that black/African-American population is significantly higher than white population.

NA-35 Public Housing – 91.205(b)

Introduction

The Hattiesburg Housing Authority is the local housing authority in the City of Hattiesburg with 120 units at each of two housing developments, and 28 single-family units at each of two additional developments for a total of 296 units.

Totals in Use

	Program Type								
	Certificate	Mod-Rehab	Public Housing	Vouchers					
				Total	Project - based	Tenant - based	Special Purpose Voucher		
							Veterans Affairs Supportive Housing	Family Unification Program	Disabled *
# of units vouchers in use	0	0	294	0	0	0	0	0	0

Table 22 - Public Housing by Program Type

*includes Non-Elderly Disabled, Mainstream One-Year, Mainstream Five-year, and Nursing Home Transition

Data Source: PIC (PIH Information Center)

Characteristics of Residents

	Program Type								
	Certificate	Mod-Rehab	Public Housing	Vouchers					
				Total	Project - based	Tenant - based	Special Purpose Voucher		
							Veterans Affairs Supportive Housing	Family Unification Program	
Average Annual Income	0	0	9,801	0	0	0	0	0	0
Average length of stay	0	0	5	0	0	0	0	0	0

Demo

	Program Type							
	Certificate	Mod-Rehab	Public Housing	Vouchers			Special Purpose Voucher	
				Total	Project - based	Tenant - based	Veterans Affairs Supportive Housing	Family Unification Program
Average Household size	0	0	2	0	0	0	0	0
# Homeless at admission	0	0	0	0	0	0	0	0
# of Elderly Program Participants (>62)	0	0	43	0	0	0	0	0
# of Disabled Families	0	0	68	0	0	0	0	0
# of Families requesting accessibility features	0	0	294	0	0	0	0	0
# of HIV/AIDS program participants	0	0	0	0	0	0	0	0
# of DV victims	0	0	0	0	0	0	0	0

Table 23 – Characteristics of Public Housing Residents by Program Type

Data Source: PIC (PIH Information Center)

Race of Residents

Program Type									
Race	Certificate	Mod-Rehab	Public Housing	Vouchers					
				Total	Project - based	Tenant - based	Special Purpose Voucher		
							Veterans Affairs Supportive Housing	Family Unification Program	Disabled *
White	0	0	11	0	0	0	0	0	0
Black/African American	0	0	283	0	0	0	0	0	0
Asian	0	0	0	0	0	0	0	0	0

Demo

Program Type									
Race	Certificate	Mod-Rehab	Public Housing	Vouchers					
				Total	Project -based	Tenant -based	Special Purpose Voucher		
							Veterans Affairs Supportive Housing	Family Unification Program	Disabled *
American Indian/Alaska Native	0	0	0	0	0	0	0	0	0
Pacific Islander	0	0	0	0	0	0	0	0	0
Other	0	0	0	0	0	0	0	0	0
*includes Non-Elderly Disabled, Mainstream One-Year, Mainstream Five-year, and Nursing Home Transition									

Table 24 – Race of Public Housing Residents by Program Type

Data Source: PIC (PIH Information Center)

Ethnicity of Residents

Program Type									
Ethnicity	Certificate	Mod-Rehab	Public Housing	Vouchers					
				Total	Project -based	Tenant -based	Special Purpose Voucher		
							Veterans Affairs Supportive Housing	Family Unification Program	Disabled *
Hispanic	0	0	0	0	0	0	0	0	0
Not Hispanic	0	0	294	0	0	0	0	0	0
*includes Non-Elderly Disabled, Mainstream One-Year, Mainstream Five-year, and Nursing Home Transition									

Table 25 – Ethnicity of Public Housing Residents by Program Type

Data Source: PIC (PIH Information Center)

Section 504 Needs Assessment: Describe the needs of public housing tenants and applicants on the waiting list for accessible units:

In general, the two 120-unit developments are more than 75 years old, and need to be replaced with new units. In terms of accessible units, of the 296 total units, 13 are suited as handicap-accessible units. The waiting list as of August 15, 2018 includes 357 households, of which, 21 require handicapped-accessible units.

Most immediate needs of residents of Public Housing and Housing Choice voucher holders

Of the households on the waiting list for public housing in the Hattiesburg Housing Authority, twenty-three (23) are described as elderly households and twenty-one (21) are described as disabled households. There is a need for 127 one-bedroom units (17 accessible), 108 two-bedroom units (2 accessible), and 81 three-bedroom units (2 accessible). Ninety-five percent (95%) of the households on the waiting list are black/African-American and five percent (5%) are white households. One percent (1%) is Hispanic and less than 0% is Asian.

The most immediate need of residents of public housing and Housing Choice voucher holders is availability. There are more families on the waiting list for housing than there are units that exist. Additionally, and although the Hattiesburg Housing Authority is not the issuer of Section 8 vouchers, it is necessary to point out that there are currently no Section 8 vouchers available through the issuer – the Mississippi Region No. 8 Housing Authority. The availability need for additional units pertains more to those on the waiting list than to families that are already housed in public units; the most immediate need of existing residents of public housing is updated units. The age of the existing units is such that general maintenance has become more expensive over time. Certain modernization efforts and upgrades may be deemed infeasible in favor of newer, replacement developments.

How do these needs compare to the housing needs of the population at large

The unavailability of Housing Choice vouchers is a common problem to the population at large. Also common to the needs of public housing residents is the aging housing stock. Although the Hattiesburg Housing Authority maintains code compliance in its properties, the basic premise that older housing units are more expensive to maintain, more prone to costly emergency repairs, and at some point become infeasible to rehabilitate, upgrade, and modernize, is common among any aging housing stock. Finally, public housing and the City's housing stock are comparable in the sense that there is a need for affordable, code compliant housing: the Hattiesburg Housing Authority has a waiting list of families seeking the authority's code compliant units, and the data presented in previous sections of the Consolidated Plan indicate that there are a significant number of households in Hattiesburg living in conditions that are unsafe, dilapidated, and/or burdensome in terms of cost.

Discussion

Demo

Input received from citizens, agencies, and the Hattiesburg Housing Authority in the course of developing the Consolidated Plan concur that there is a need for additional affordable, code compliant housing in Hattiesburg. This problem can be partially addressed in the development of more public housing units in the short-term, and the replacement of older units in the long-term. The problem can also be partially addressed through availability of Section 8 and other such housing assistance programs as well as economic opportunities in and around the City through which households might improve residents' financial condition and quality of life.

NA-40 Homeless Needs Assessment – 91.205(c)

Introduction:

Homeless Needs Assessment

Population	Estimate the # of persons experiencing homelessness on a given night		Estimate the # experiencing homelessness each year	Estimate the # becoming homeless each year	Estimate the # exiting homelessness each year	Estimate the # of days persons experience homelessness
	Sheltered	Unsheltered				
Persons in Households with Adult(s) and Child(ren)	2	6	37	0	29	0
Persons in Households with Only Children	0	0	0	0	0	0
Persons in Households with Only Adults	85	18	243	0	54	0
Chronically Homeless Individuals	15	1	0	0	8	0
Chronically Homeless Families	0	0	0	0	1	0
Veterans	6	14	0	0	45	0
Unaccompanied Child	0	0	18	0	0	0
Persons with HIV	1	0	0	0	0	0

Table 26 - Homeless Needs Assessment

Data used originated from the Point in Time survey completed by Mississippi United to End Homelessness. Aggregate data was available for the sheltered/unsheltered data above, but not broken down by county or City. As such, the total count for Forrest County was compared to the total count for the entire survey. Forrest County's count represented approximately 28% of the total. This percentage was used as the factor against aggregate figures to arrive at the data above. Other data related to the number of individuals assigned to different living facilities during calendar year 2017 - emergency, transitional, permanent, etc. - was used to estimate the number experiencing homelessness, becoming homeless, and exiting homelessness. Factors such as lengths of stay less than 365 days and number of individuals placed into permanent housing arrangements were used to better define the estimates. Such estimates could not be deduced for chronic homelessness, veterans, and persons with HIV. There is no data available for Rural Homeless Needs.

Data Source Comments:

Indicate if the homeless population is: Partially Rural Homeless

Rural Homeless Needs Assessment

Population	Estimate the # of persons experiencing homelessness on a given night		Estimate the # experiencing homelessness each year	Estimate the # becoming homeless each year	Estimate the # exiting homelessness each year	Estimate the # of days persons experience homelessness
	Sheltered	Unsheltered				
Persons in Households with Adult(s) and Child(ren)	0	0	0	0	0	0
Persons in Households with Only Children	0	0	0	0	0	0
Persons in Households with Only Adults	0	0	0	0	0	0
Chronically Homeless Individuals	0	0	0	0	0	0
Chronically Homeless Families	0	0	0	0	0	0
Veterans	0	0	0	0	0	0
Unaccompanied Youth	0	0	0	0	0	0
Persons with HIV	0	0	0	0	0	0

Table 27 - Homeless Needs Assessment

Demo

Data used originated from the Point in Time survey completed by Mississippi United to End Homelessness. Aggregate data was available for the sheltered/unsheltered data above, but not broken down by county or City. As such, the total count for Forrest County was compared to the total count for the entire survey. Forrest County's count represented approximately 28% of the total. This percentage was used as the factor against aggregate figures to arrive at the data above. Other data related to the number of individuals assigned to different living facilities during calendar year 2017 - emergency, transitional, permanent, etc. - was used to estimate the number experiencing homelessness, becoming homeless, and exiting homelessness. Factors such as lengths of stay less than 365 days and number of individuals placed into permanent housing arrangements were used to better define the estimates. Such estimates could not be deduced for chronic homelessness, veterans, and persons with HIV. There is no data available for Rural Homeless Needs.

Data Source Comments:

For persons in rural areas who are homeless or at risk of homelessness, describe the nature and extent of unsheltered and sheltered homelessness with the jurisdiction:

If data is not available for the categories "number of persons becoming and exiting homelessness each year," and "number of days that persons experience homelessness," describe these categories for each homeless population type (including chronically homeless individuals and families, families with children, veterans and their families, and unaccompanied youth):

The comparison of numbers between rural homeless and sheltered or unsheltered homeless within urbanized areas is difficult to make. Generally speaking, the City of Hattiesburg, being the largest and the closest urbanized area within Forrest County, boasts the most services available that benefit homeless persons. As a result, many otherwise "rural homeless" travel to the City.

In simply comparing sheltered to unsheltered homeless, there is approximately a 50/50 distribution, with an insignificantly higher percentage (less than 2%) of unsheltered persons.

Nature and Extent of Homelessness: (Optional)

Race:	Sheltered:	Unsheltered (optional)
White	0	0
Black or African American	0	0
Asian	0	0
American Indian or Alaska Native	0	0
Pacific Islander	0	0
Ethnicity:	Sheltered:	Unsheltered (optional)
Hispanic	0	0
Not Hispanic	0	0

Data Source
Comments:

Data from the Point in Time Survey by Mississippi United to End Homelessness. Total percentage of sheltered vs. unsheltered was used to estimate the division among various race/ethnicities. There being 36 reported on the survey as "Other" race, these 36 were distributed according to the same proportions among White and Black/African-American sheltered/unsheltered.

Estimate the number and type of families in need of housing assistance for families with children and the families of veterans.

Describe the Nature and Extent of Homelessness by Racial and Ethnic Group.

One characteristic of rural homelessness is individuals or families living in substandard housing, or in conditions that are not intended for human habitation. "Neighborhoods without walls" are known to exist in several undeveloped, wooded areas within the City. In general, homeless individuals and families in rural areas - both inside and outside the City limits often migrate to Hattiesburg's urban center because of the availability of services from supportive agencies.

Describe the Nature and Extent of Unsheltered and Sheltered Homelessness.

The data above would indicate that homelessness does not impact a particular race or ethnic group to a disproportionately greater extent than any other. A point of interest in the data, however, is that although a greater number of low-income residents are Black/African-American (disproportionately in some cases), there is a greater number of White individuals/households reported as homeless.

Discussion:

n/a - Data from the 2017 Point In Time Analysis by Mississippi United to End Homelessness, the balance-of-state CoC, in which Hattiesburg is located, was utilized to complete the chart above.

NA-45 Non-Homeless Special Needs Assessment - 91.205 (b,d)

Introduction:

Describe the characteristics of special needs populations in your community:

Special needs populations in the City of Hattiesburg are not limited to a specific demographic segment or family type. People living with HIV/AIDS, people living with disabilities (physical and/or cognitive), and the elderly living with disabilities are particular groups of special needs populations in the City, and all have varying needs depending on the specific situations of the individuals/households.

What are the housing and supportive service needs of these populations and how are these needs determined?

Needs are determined largely by the organizations that service these populations directly, as they are most capable of assessing needs as they work hand-in-hand with such clients. Needs of these populations include specific housing arrangements suitable for their specific special needs, which may involve transitional housing and/or permanent housing. Supportive services for special needs populations can vary widely but include services such as counseling, case management, health services, mental/behavioral health services, etc.

Discuss the size and characteristics of the population with HIV/AIDS and their families within the Eligible Metropolitan Statistical Area:

The known population of persons living with HIV/AIDS in Forrest County is 253. 81% are male, 19% female. 70% are Black/African-American, 29% are White, and the balance is other. The total population has risen only slightly in the last five years. According to survey data recently updated by the Mississippi Department of Health, Mississippi was declared the #6 state in the nation for the most new infections reported. Among Mississippi counties, Forrest County ranked #2.

Discussion:

The City of Hattiesburg recognizes that there are special needs populations in the City and the surrounding area whose needs, while partly specific to whatever special need they may have, are still largely similar to the needs of the community in general, which is a basic improvement and maintenance of quality of life. The City recognizes that whether it is housing or supportive services for special needs residents, there are opportunities in planning Community Development activities that can specifically and directly benefit special needs populations.

NA-50 Non-Housing Community Development Needs – 91.215 (f)

Describe the jurisdiction's need for Public Facilities:

The City's Community Development Division partners with several non-profit organizations in executing its Action Plans, and some such agencies have facilities that can be classified as Public Facilities. Like any facilities, all are in constant need of maintenance and upkeep; some are in need of specific improvements like generators, additions, or rehabilitation; some are in need of ADA compliant access; and some are in need of environmental remediation (lead, asbestos, mold, etc.) to bring the buildings into a condition in which they are 100% functional for use. Additionally, the City's Parks & Recreation Department maintains a list of facility needs for which there are limited or no current resources; many of these facility improvements, upgrades, and additions are located in the City's low-income areas. To address all of the Parks & Recreation items would exceed \$3,000,000.

How were these needs determined?

Needs were identified in consultation with the City's Parks & Recreation Department, which oversees such areas as Community Centers, and consultation with various non-profits through the Consolidated Plan's development process.

Describe the jurisdiction's need for Public Improvements:

There is a need for improvements to streets and drainage in particular – especially in low-income areas. Particular potential projects include drainage improvements in the Timberton Park Neighborhood, a "complete streets" implementation with expected upgrades along Country Club Road, and a Rails-to Trails project through the Dabbs Street neighborhood, extending from William Carey University to Edwards Street, and along an abandoned rail bed to downtown. Similar drainage and street improvements, as well as construction of alternate transportation/recreation opportunities are possible in other low-income areas of the City as well. There is also a mutual interest with adjoining jurisdictions to maintain and expand the wastewater system, improve and expand industrial park capabilities, and complete outstanding regional road projects. The Palmer's Crossing area, having been mentioned as a potential site for a distribution and logistics hub following the expansion of the Port of Gulfport, is an area of particular interest for infrastructure upgrades. Should plans for such a hub move forward, Public Improvements in and around such a site – regardless of where exactly it may be – could include street widening, increasing numbers of traffic lanes, construction and improvement of sidewalks, drainage improvements, corridor improvements, site development for economic development opportunities, and coordination with railroads for appropriate rail infrastructure.

How were these needs determined?

Needs were identified in consultation with the City's Engineering Department and through citizen participation.

Describe the jurisdiction's need for Public Services:

Of all Community Development activities, the characteristics and purposes of Public Services and public service requests vary the greatest. Needs include meal programs/food banks, recreation opportunities for youth, education programs for youth, financial literacy and counseling, utility/rent/deposit assistance, support services for people living with HIV/AIDS, HIV/AIDS testing, jobs training programs, after school programs for children and youth, support services for homeless persons (varies greatly), medical services, mental/behavioral health services, lead poison screening, disability advocacy, fair housing education and housing counseling, business counseling for those seeking self-employment, adult literacy programs, programs to identify and address language/literacy disorders as early as possible in children, and day services ("day haven") for the homeless.

How were these needs determined?

Needs were identified through consultation with various non-profits and other agencies that provide, or hope to provide the services identified.

Housing Market Analysis

MA-05 Overview

Housing Market Analysis Overview:

The following Market Analysis provides information on the housing market in the City of Hattiesburg by addressing the availability of housing, the cost of housing, the condition of the housing stock, public housing opportunities, barriers to housing, and homeless and special needs facilities. The Market Analysis section also brings into the discussion, community development needs like Infrastructure and Economic Development as it identifies demographics of the economic community and the area's workforce.

Through consultation with various agencies that service homeless and special needs populations, it was evident that there is a great need for facilities such as emergency shelter, transitional housing, and permanent supportive housing for homeless individuals and their families as well as facilities for special needs households.

MA-10 Number of Housing Units – 91.210(a)&(b)(2)

Introduction

Although there are some indications of need in terms of affordable housing units, there is not an abundantly clear need in terms of total housing stock. There is not a preponderance of evidence that would indicate that people/households are homeless solely because there are no available housing units. Units are available, but affordability may be a factor because of some combination of employment and/or income, availability of housing vouchers, and location conducive to employment and/or transportation.

All residential properties by number of units

Property Type	Number	%
1-unit detached structure	11,218	52%
1-unit, attached structure	257	1%
2-4 units	2,620	12%
5-19 units	4,792	22%
20 or more units	2,272	11%
Mobile Home, boat, RV, van, etc	465	2%
Total	21,624	100%

Table 28 – Residential Properties by Unit Number

Data Source: 2009-2013 ACS

Unit Size by Tenure

	Owners		Renters	
	Number	%	Number	%
No bedroom	77	1%	517	5%
1 bedroom	69	1%	2,518	22%
2 bedrooms	981	14%	4,738	41%
3 or more bedrooms	5,727	84%	3,728	32%
Total	6,854	100%	11,501	100%

Table 29 – Unit Size by Tenure

Data Source: 2009-2013 ACS

Describe the number and targeting (income level/type of family served) of units assisted with federal, state, and local programs.

The Hattiesburg Housing Authority is the only public housing authority that operates within the City of Hattiesburg, and they currently have 296 units – all of which are occupied. The City of Hattiesburg's Community Development Division, with funding through the HOME Investment Partnership Program, has constructed through partnership with other community organizations, a minimal number of housing

units for low-income, first time homebuyers. The City's programs as well as the Hattiesburg Housing Authority target low to moderate-income households. There is no targeting of family types, although in the case of the housing authority, the type of family served from their waiting list of applicants will be determined based on the type of unit (number of bedrooms, ADA accessibility, etc.) that has become available.

Provide an assessment of units expected to be lost from the affordable housing inventory for any reason, such as expiration of Section 8 contracts.

Although the City of Hattiesburg's Community Development efforts include the demolition of housing units, these demolition projects are limited to vacant, often abandoned, dilapidated homes that are unsuitable and unsafe for occupancy. As such, these demolitions are not reducing the affordable housing inventory. Additionally, the Hattiesburg Housing Authority is undergoing efforts to begin the replacement of older units, but this process will not involve the long-term loss of affordable units.

Does the availability of housing units meet the needs of the population?

The Hattiesburg Housing Authority's waiting list of applicants is one indication that the housing stock in Hattiesburg may not be fully supporting the needs of the population. While the people on the waiting list may not necessarily be homeless, it is reasonable to presume that the people on the waiting list are not comfortable or accepting of their current living situation because of some combination of 1) cost burden, 2) physical housing condition, 3) overcrowding, or 4) some other economic and/or quality of life issue. Though there are some liberties being taken in this assessment, it is reasonable to presume that if an individual's needs/desires in all of these areas were being met, they would likely not be on a waiting list for a public housing unit.

Describe the need for specific types of housing:

The Hattiesburg Housing Authority's significant waiting list indicates that there is a need for additional housing units. In addition to needs for traditional housing units, needs have been identified through consultation with several non-profit agencies and service providers, for particular special needs and homeless populations. These needs include single room occupancy units for mentally ill or other applicable populations, general transitional housing units (not specific to special needs groups) for individuals and families coming out of emergency shelter, and permanent affordable housing units conducive to individuals or families moving from transitional housing. The City of Hattiesburg also has a growing need for emergency shelter options for households facing homelessness.

Discussion

MA-15 Housing Market Analysis: Cost of Housing - 91.210(a)

Introduction

Cost of Housing

	Base Year: 2000	Most Recent Year: 2013	% Change
Median Home Value	65,400	111,900	71%
Median Contract Rent	374	531	42%

Table 30 – Cost of Housing

Data Source: 2000 Census (Base Year), 2009-2013 ACS (Most Recent Year)

Rent Paid	Number	%
Less than \$500	5,136	44.7%
\$500-999	5,697	49.5%
\$1,000-1,499	500	4.3%
\$1,500-1,999	113	1.0%
\$2,000 or more	55	0.5%
Total	11,501	100.0%

Table 31 - Rent Paid

Data Source: 2009-2013 ACS

Housing Affordability

% Units affordable to Households earning	Renter	Owner
30% HAMFI	550	No Data
50% HAMFI	1,765	604
80% HAMFI	6,640	1,556
100% HAMFI	No Data	2,236
Total	8,955	4,396

Table 32 – Housing Affordability

Data Source: 2009-2013 CHAS

Monthly Rent

Monthly Rent (\$)	Efficiency (no bedroom)	1 Bedroom	2 Bedroom	3 Bedroom	4 Bedroom
Fair Market Rent	626	721	877	1,171	1,221
High HOME Rent	608	652	784	897	981

Monthly Rent (\$)	Efficiency (no bedroom)	1 Bedroom	2 Bedroom	3 Bedroom	4 Bedroom
Low HOME Rent	461	494	593	685	765

Table 33 – Monthly Rent

Data Source: HUD FMR and HOME Rents

Is there sufficient housing for households at all income levels?

The waiting list for housing at the Hattiesburg Housing Authority, as well as consultations with various non-profit agencies indicate that inventory of housing may not be sufficient for extremely low income residents, including households moving through transitional housing arrangements. Inventory of housing appears to be sufficient for households of higher income levels, although there are often credit/financing obstacles for those in the low- to moderate-income segments attempting to purchase a home even though the housing cost burden to own is often less than what one might face in a comparable rental arrangement.

How is affordability of housing likely to change considering changes to home values and/or rents?

Home values rose consistently in the early 2000's and spiked significantly in 2005 and 2006 following Hurricane Katrina. The troubles in the housing market and finance industry since 2009 have brought home values down. There has not been much impact to rents that would suggest they have come down in parity with home values since 2009.

How do HOME rents / Fair Market Rent compare to Area Median Rent? How might this impact your strategy to produce or preserve affordable housing?

Median Contract Rent is below that of Fair Market Rent and HOME Rents for all categories of units with the exception of zero-bedroom units. This would indicate that the majority of rental units in Hattiesburg are more affordable than what HUD considers as a fair/allowable value for such units. In terms of impacting strategies for affordable housing activities, this does not make a considerable case to justify the City focusing on creating affordable rental activities. Although the overall strategy may include certain rental activities, it is more likely that such activities will remain a smaller part of the overall strategy.

Discussion

MA-20 Housing Market Analysis: Condition of Housing – 91.210(a)

Introduction

Definitions

A home with a substandard condition is one in which there is any code violation, any health or safety concern or deficiency, or one that is lacking any properly functioning system including roof, electrical, plumbing, full bathroom, and kitchen. Substandard condition but suitable for rehabilitation is a property that can be rehabilitated within the framework of the City of Hattiesburg's Housing Rehabilitation, Repair, and Reconstruction Manual. The manual which was revised in 2015 still lists a limit on such a project at a hard cost of \$50,000.

Condition of Units

Condition of Units	Owner-Occupied		Renter-Occupied	
	Number	%	Number	%
With one selected Condition	1,869	27%	6,015	52%
With two selected Conditions	49	1%	411	4%
With three selected Conditions	0	0%	54	0%
With four selected Conditions	0	0%	0	0%
No selected Conditions	4,936	72%	5,021	44%
Total	6,854	100%	11,501	100%

Table 34 - Condition of Units

Data Source: 2009-2013 ACS

Year Unit Built

Year Unit Built	Owner-Occupied		Renter-Occupied	
	Number	%	Number	%
2000 or later	664	10%	3,446	30%
1980-1999	1,064	16%	2,749	24%
1950-1979	3,334	49%	4,299	37%
Before 1950	1,792	26%	1,007	9%
Total	6,854	101%	11,501	100%

Table 35 – Year Unit Built

Data Source: 2009-2013 CHAS

Risk of Lead-Based Paint Hazard

Risk of Lead-Based Paint Hazard	Owner-Occupied		Renter-Occupied	
	Number	%	Number	%
Total Number of Units Built Before 1980	5,126	75%	5,306	46%

Housing Units build before 1980 with children present	1,391	20%	223	2%
---	-------	-----	-----	----

Table 36 – Risk of Lead-Based Paint

Data Source: 2009-2013 ACS (Total Units) 2009-2013 CHAS (Units with Children present)

Vacant Units

	Suitable for Rehabilitation	Not Suitable for Rehabilitation	Total
Vacant Units	75	25	100
Abandoned Vacant Units	30	120	150
REO Properties	0	0	0
Abandoned REO Properties	0	0	0

Table 37 - Vacant Units

Data Source Comments:

Need for Owner and Rental Rehabilitation

The history of the City's Homeowner Rehabilitation Program indicates that there is still a great need for such work. In 2009, the City stopped taking applications for homeowner rehab when the list of applicants exceeded 300. The general condition of aging housing stock in Hattiesburg would indicate that there is likely an equal proportion of rental units in the City that are in need of rehabilitation. The promotion of homeownership and the existing, documented need for homeowner rehab justify a continued focus on homeowner rehab versus rental rehab in the future, although rental rehabilitation will be given consideration.

Estimated Number of Housing Units Occupied by Low or Moderate Income Families with LBP Hazards

Approximately 13,064 housing units in the City of Hattiesburg were built prior to 1980, and thus potentially contain lead-based paint hazards. It is estimated that 53% of Hattiesburg households are low- to moderate-income, so a simplified and conservative estimate of 6,924 units contain lead-based paint hazards and are occupied by LMI families. The actual number will be somewhat lower considering that 1) all LMI families do not reside in pre-1978 homes, 2) all pre-1980 homes do not have lead-based paint hazards, and 3) the City (as should any other entity using federal funds) abides by 24 CFR Part 35, which requires lead abatement on certain rehabilitation projects.

Discussion

Cannot locate the table.

MA-25 Public and Assisted Housing – 91.210(b)

Introduction

The Hattiesburg Housing Authority is the only public housing authority that operates within the City limits. The Mississippi Regional Housing Authority No. 8 operates in the region and offers Section 8 vouchers that can be used within the City, but operates no public housing units. There is currently no available data for the number of accessible units nor the types of vouchers available.

Totals Number of Units

	Certificate	Mod-Rehab	Public Housing	Program Type					
				Vouchers					
				Total	Project -based	Tenant -based	Special Purpose Voucher		
							Veterans Affairs Supportive Housing	Family Unification Program	Disabled *
# of units vouchers available			296						
# of accessible units									
*includes Non-Elderly Disabled, Mainstream One-Year, Mainstream Five-year, and Nursing Home Transition									

Table 38 – Total Number of Units by Program Type

Data Source: PIC (PIH Information Center)

Describe the supply of public housing developments:

Describe the number and physical condition of public housing units in the jurisdiction, including those that are participating in an approved Public Housing Agency Plan:

The Hattiesburg Housing Authority has two developments with 120 units each, and two developments of 28 single-family units each, for a total of 296 units. The two 120-unit developments are more than 70 years old and are in need of replacement. Project based vouchers is 52. Tenant based vouchers is 829. 6 project based vouchers accessible units,

Public Housing Condition

Public Housing Development	Average Inspection Score
Hattiesburg Housing Authority	65

Table 39 - Public Housing Condition

Describe the restoration and revitalization needs of public housing units in the jurisdiction:

As can be expected with aging buildings, there is a growing need for ongoing maintenance, and upgrades and rehabilitation efforts on older buildings are costly. The HHA has plans in place to begin replacing the older units in the coming years.

Describe the public housing agency's strategy for improving the living environment of low- and moderate-income families residing in public housing:

The Hattiesburg Housing Authority has a citizen participation process by which residents are involved in the development of capital improvement plans. Additionally, the plans to replace the older housing stock would improve the living environment for residents.

Discussion:

MA-30 Homeless Facilities and Services – 91.210(c)

Introduction

INVENTORIES OF FACILITIES AND SERVICES

Pine Belt Mental Healthcare - Ivy Trace Female Group Home (7); The Oaks Male Group Home (10)

- Housing and mental healthcare for adults who are mentally ill; information and referral services

Breakthrough Community Services - Mercy House Group Home (6)

- Housing, counseling, and support services for youth who are in the Custody of the State

Salvation Army - Emergency shelter with (43) beds & three (3) baby beds; three (3) family rooms for women with children. This facility is currently under going reconstruction. It was destroyed during a tornado in January 2017.

- Emergency shelter, counseling, information and referral services

Domestic Abuse Family Shelter - Emergency shelter with twenty (20) beds for women and children and an area for children

- Full service shelters for women and children who are victims of domestic abuse; information and Referral services

South Mississippi Children's Center - Emergency shelter for children ages 10-17 for eleven (11) children for up to 45 days

- Shelter, diagnostic and evaluation services; information and referral services

Christian Services - Emergency shelter, Genesis Homes - three (3) homes for families with children; Transitional Program for up to 18 months for men 18 years old and older

- Shelter, counseling, employment assistance, etc.; information and referral services

AIDS Services Coalition - Transitional housing for up to ten (10) individuals with HIV/AIDS for up to two (2) years while working towards rehabilitation

- Housing, meals, counseling, educational programs, therapy, rental assistance, nutrition assistance, referral for child care, substance abuse counseling

Pine Grove Next Step - Housing and basic care management for up to 25 males and 30 females who are chronically homeless and suffer addiction, mental illness, or disability

- Housing, basic care, mental health, vocal rehab, case management

Special Needs Facilities and Services

The Consolidated Plan must describe the facilities and services that assist persons who are not homeless but who require supportive housing and programs for ensuring that persons returning from mental and physical health institutions receive appropriate supportive housing.

Agencies such as the following provide services and facilities to assist persons who are not homeless but who require supportive services, for persons who are returning from mental and physical health institutions: The Forrest County Health Department, Lamar County Health Department, Pine Belt Mental Health Resources, AIDS Services Coalition, Mississippi Department of Rehabilitation Services, Domestic Abuse Family Shelter, Salvation Army, and Christian Services.

Facilities and Housing Targeted to Homeless Households

	Emergency Shelter Beds		Transitional Housing Beds	Permanent Supportive Housing Beds	
	Year Round Beds (Current & New)	Voucher / Seasonal / Overflow Beds	Current & New	Current & New	Under Development
Households with Adult(s) and Child(ren)	8	0	0	35	0
Households with Only Adults	0	0	0	27	0

	Emergency Shelter Beds		Transitional Housing Beds	Permanent Supportive Housing Beds	
	Year Round Beds (Current & New)	Voucher / Seasonal / Overflow Beds	Current & New	Current & New	Under Development
Chronically Homeless Households	0	0	64	0	0
Veterans	15	0	0	0	0
Unaccompanied Youth	35	0	95	81	0

Table 40 - Facilities and Housing Targeted to Homeless Households

Data Source Comments: Data gathered from Mississippi United to End Homelessness.

Describe mainstream services, such as health, mental health, and employment services to the extent those services are used to complement services targeted to homeless persons

Pine Grove Behavioral Health & Addiction Services offers services to chronically homeless persons, which often involves health and mental health services. The University of Southern Mississippi's Institute for Disability Studies also provides case management services, which may vary depending on an individual's needs, but could include employability skills. Several agencies have expressed interest in the creation of a day haven for homeless persons, which would create a temporary address that may help in gaining employment, and may serve as a location from which other employment/employability services are provided.

List and describe services and facilities that meet the needs of homeless persons, particularly chronically homeless individuals and families, families with children, veterans and their families, and unaccompanied youth. If the services and facilities are listed on screen SP-40 Institutional Delivery Structure or screen MA-35 Special Needs Facilities and Services, describe how these facilities and services specifically address the needs of these populations.

Basic Facility Info is listed in Introduction section above - IDIS' character limit in this box prohibited a full answer

Facilities and Services/Non-Homeless

The following is a listing of the agencies providing facilities and services to the non-homeless who require supportive housing and other support needs:

Agency/Facility - Services Provided

Domestic Abuse Family Shelter - Shelter for victims of Domestic Violence; Child Care; Counseling

Christian Services - Emergency Shelter; Food; Counseling; Transitional Housing; Rent and Mortgage Assistance

Salvation Army - Food; Clothing; Medicine; Shelter; Rental Assistance

AIDS Services Coalition - Assistance with: Food, lodging, counseling, rental assistance, utility assistance, assistance with medications, HIV/AIDS prevention education, nutritional assistance, Food Pantry, referrals for child care, medical services, substance abuse/drug counseling, mental health, etc. The Coalition is the only HIV/AIDS service organization providing comprehensive HIV disease specific individual services and referral.

Boys & Girls Clubs - Wide variety of Youth Development Programs; Recreation; Crisis Intervention; Substance Abuse Prevention; Public Housing; Youth Sports Program

Pine Belt Mental Healthcare - Shelter for Alcohol and Drug Abusers; Temporary shelter for Transient Men and Women; Counseling; Food; Clothing; Mental Healthcare and counseling; Case Management; Severely limited housing

Forrest & Lamar County Health Departments - Home Health Care; Testing for Persons with AIDS; Provisions of Medicine and Health Care; Testing; Immunization

MS Dept of Rehab Services - Employment assistance

Meals on Wheels - Home delivery of meals to the elderly

Christian Services - Hot meals daily; Rental assistance; Utility assistance; Clothing; Help with cost of medicine; Referral to other assistance agencies

PACE Headstart - Child Care Program designed to allow parents to seek and maintain gainful employment in part; Educational Programs

Catholic Social and Community Services - Food; Clothing; Utility Assistance; Counseling; Assistance with housing

Breakthrough Community Services, Inc. - Utility Assistance

American Red Cross - Emergency Support Services

United Way - Financial Literacy Programs

Facilities and Programs for Mentally and Physically Impaired

The availability of facilities and programs to serve the mentally and physically impaired are limited. Agencies known to serve mentally and physically impaired include, but are not limited to:

- Pine Belt Mental Healthcare
- Pine Grove Next Step
- Mississippi Department of Rehabilitation Services
- LIFE of South Mississippi
- Salvation Army
- Christian Services, Inc.

· AIDS Services Coalition

MA-35 Special Needs Facilities and Services – 91.210(d)

Introduction

Including the elderly, frail elderly, persons with disabilities (mental, physical, developmental), persons with alcohol or other drug addictions, persons with HIV/AIDS and their families, public housing residents and any other categories the jurisdiction may specify, and describe their supportive housing needs

The City's interaction with several non-profit agencies that serve special needs groups serves as evidence that there is an ongoing need for such services in the City. The AIDS Services Coalition's 1-2-1 Haven House serves persons living with HIV/AIDS and provides various supportive services. Pine Grove Behavioral Health & Addiction Services serves chronically homeless populations, which often require services related to various addictions, physical health needs, and/or mental health services. Living Independently for Everyone (LIFE) serves as an advocate for people living with disabilities. Several organizations offer transitional housing options for homeless families and individuals; these organizations have case management service needs to assist their residents.

Describe programs for ensuring that persons returning from mental and physical health institutions receive appropriate supportive housing

The staff at Forrest General Hospital is trained to screen and identify patients that may have special housing and/or related supportive service needs. A procedure created by FGH and Pine Grove Behavioral Health & Addiction Services ensures that hospital staff provides applicable referrals or involves the Pine Grove staff as needed in order to better determine and serve patients' special needs.

Specify the activities that the jurisdiction plans to undertake during the next year to address the housing and supportive services needs identified in accordance with 91.215(e) with respect to persons who are not homeless but have other special needs. Link to one-year goals. 91.315(e)

The Pinebelt Coalition on Homelessness includes representation from the City's Department of Federal Programs and the Department of Urban Development. Meetings of the coalition serve as an opportunity for appropriate City staff to become apprised of the goings on of the local agencies that directly serve the homeless and special needs populations. Collaboration at the meetings shed light on opportunities for the members – including the City – to partner for mutual purposes. The City's Public Relations Office produces a referral brochure related to local services for the homeless. Many of the Coalition members are referenced, and the document is a useful tool to provide to homeless individuals, the public, law enforcement, and other partner agencies. Purely in terms of housing, the City's

Downpayment Assistance Program (HOME funds) can be combined with a similar downpayment program administered by the USM Institute for Disability Studies (for dually eligible applicants).

For entitlement/consortia grantees: Specify the activities that the jurisdiction plans to undertake during the next year to address the housing and supportive services needs identified in accordance with 91.215(e) with respect to persons who are not homeless but have other special needs. Link to one-year goals. (91.220(2))

The Pinebelt Coalition on Homelessness includes representation from the City's Department of Urban Development. Meetings of the coalition serve as an opportunity for appropriate City staff to become apprised of the goings on of the local agencies that directly serve the homeless and special needs populations. Collaboration at the meetings shed light on opportunities for the members – including the City – to partner for mutual purposes. In the next year, the City's Public Relations Office plans to produce a referral brochure related to local services for the homeless. Many of the Coalition members will be referenced, and the document will be a useful tool to provide to homeless individuals, the public, law enforcement, and other partner agencies. Purely in terms of housing, the City's Downpayment Assistance Program (HOME funds) can be combined with a similar downpayment program administered by the USM Institute for Disability Studies (for dually eligible applicants).

MA-40 Barriers to Affordable Housing – 91.210(e)

Negative Effects of Public Policies on Affordable Housing and Residential Investment

The City's zoning ordinance and related regulations are conducive to affordable housing development. As public policies are concerned, the only notable barrier to affordable housing has to do with development in flood zones where FEMA regulations create limitations on the value/cost of rehabilitation that can take place on existing structures. Historically, new affordable housing has not been created in flood zones when using CDBG or HOME funds because of the challenges of meeting the development requirements. The City will make it known to partner agencies and CHDOs that such new developments are possible given compliance with certain development and insurance requirements.

Until the City completes a new Analysis of Impediments to Fair Housing, the City will use the information from its previous AI. The City has joined a coalition with the State of Mississippi and others to produce a joint AI. In 2012, the City completed an Analysis of Impediments to Fair Housing Choice. Impediments/challenges identified include 1) a lack of fair housing education, 2) the unavailability of code standard affordable housing for homeownership, 3) the unavailability of code standard housing, both rental and homeownership for low- to moderate-income persons, 4) the unavailability of code standard housing, both rental and homeownership for elderly and disabled, 5) low- to moderate-income persons are un-banked or under-banked and do not understand the need for good credit ratings, 6) the lack of credit worthy low and moderate-income families limit their opportunities to purchase affordable housing and to participate in downpayment assistance programs, and 7) housing to accommodate the needs of persons with HIV/AIDS is virtually non-existent; most property owners have a fear of renting to a person with AIDS. None of these impediments to fair housing choice or affordable housing have been created by a public policy. Many of these impediments can, however, be addressed through proper planning and implementation of the CDBG and HOME Program activities described herein.

MA-45 Non-Housing Community Development Assets – 91.215 (f)

Introduction

Economic Development Market Analysis

Business Activity

Business by Sector	Number of Workers	Number of Jobs	Share of Workers %	Share of Jobs %	Jobs less workers %
Agriculture, Mining, Oil & Gas Extraction	219	88	2	0	-2
Arts, Entertainment, Accommodations	2,253	6,006	20	19	-1
Construction	478	1,151	4	4	0
Education and Health Care Services	2,147	7,252	19	23	4
Finance, Insurance, and Real Estate	692	2,053	6	6	0
Information	151	430	1	1	0
Manufacturing	1,363	2,863	12	9	-3
Other Services	323	849	3	3	0
Professional, Scientific, Management Services	603	1,629	5	5	0
Public Administration	0	0	0	0	0
Retail Trade	2,040	6,823	18	21	3
Transportation and Warehousing	560	1,321	5	4	-1
Wholesale Trade	410	1,291	4	4	0
Total	11,239	31,756	--	--	--

Table 41 - Business Activity

Data Source: 2009-2013 ACS (Workers), 2013 Longitudinal Employer-Household Dynamics (Jobs)

Labor Force

Total Population in the Civilian Labor Force	23,912
Civilian Employed Population 16 years and over	20,754
Unemployment Rate	13.21
Unemployment Rate for Ages 16-24	38.96
Unemployment Rate for Ages 25-65	7.84

Table 42 - Labor Force

Data Source: 2009-2013 ACS

Occupations by Sector	Number of People
Management, business and financial	4,038
Farming, fisheries and forestry occupations	780
Service	2,974
Sales and office	5,464
Construction, extraction, maintenance and repair	1,585
Production, transportation and material moving	970

Table 43 – Occupations by Sector

Data Source: 2009-2013 ACS

Travel Time

Travel Time	Number	Percentage
< 30 Minutes	17,512	86%
30-59 Minutes	2,247	11%
60 or More Minutes	667	3%
Total	20,426	100%

Table 44 - Travel Time

Data Source: 2009-2013 ACS

Education:

Educational Attainment by Employment Status (Population 16 and Older)

Educational Attainment	In Labor Force		Not in Labor Force
	Civilian Employed	Unemployed	
Less than high school graduate	1,518	350	1,071

Educational Attainment	In Labor Force		Not in Labor Force
	Civilian Employed	Unemployed	
High school graduate (includes equivalency)	2,868	562	1,421
Some college or Associate's degree	4,391	587	1,516
Bachelor's degree or higher	5,338	154	994

Table 45 - Educational Attainment by Employment Status

Data Source: 2009-2013 ACS

Educational Attainment by Age

	Age				
	18–24 yrs	25–34 yrs	35–44 yrs	45–65 yrs	65+ yrs
Less than 9th grade	105	156	147	435	544
9th to 12th grade, no diploma	705	774	404	1,023	950
High school graduate, GED, or alternative	1,819	1,743	1,196	2,029	1,155
Some college, no degree	6,130	1,978	1,054	2,074	755
Associate's degree	1,093	695	352	482	97
Bachelor's degree	942	1,629	973	1,316	818
Graduate or professional degree	122	1,056	611	967	808

Table 46 - Educational Attainment by Age

Data Source: 2009-2013 ACS

Educational Attainment – Median Earnings in the Past 12 Months

Educational Attainment	Median Earnings in the Past 12 Months
Less than high school graduate	13,370
High school graduate (includes equivalency)	21,517
Some college or Associate's degree	19,723
Bachelor's degree	33,406
Graduate or professional degree	47,974

Table 47 – Median Earnings in the Past 12 Months

Data Source: 2009-2013 ACS

Based on the Business Activity table above, what are the major employment sectors within your jurisdiction?

The largest employment sectors in the City of Hattiesburg are, starting with the largest: Arts, Entertainment, Accommodations; Education and Health Care Services; Retail Trade; Manufacturing; Finance, Insurance, and Real Estate; and Professional, Scientific, and Management Services.

Describe the workforce and infrastructure needs of the business community:

The City of Hattiesburg has a very diverse economy in that the economic climate of the City is not dependent on the success of any single sector. In terms of workforce, the City benefits from the presence of one public and one private university – The University of Southern Mississippi and William Carey University, respectively – as well as a branch of Pearl River Community College and private trade school, Antonelli College. Although these formal education institutions provide opportunities for individuals to further their education and in some cases, to learn a trade, there are segments of the population that may not be immediately eligible for enrollment, but would benefit from learning a trade. The City, through partnerships with local non-profits, has participated in workforce development efforts geared toward low-income individuals that wish to enter the construction field and for individuals recently released from incarceration and/or rehabilitation facilities that may benefit from employment skills training. The City has also established and implemented a Microenterprise Assistance Program through which small businesses are assisted in part as an effort to create employment opportunities for low-income residents. In terms of infrastructure needs in the business community, the Forrest County Industrial Park is a mature industrial park. To adequately service some of the remainder acreage available, minor upgrades and new extensions need to be made. Identifying new sites for industries to conduct their respective business is an ongoing process to keep the region competitive in site selection location. In that vein, there is a basic need for space/land designated for industrial use. The closer such land/space is to the City of Hattiesburg, the more of a benefit it becomes for the City as a whole, and particularly for the workforce and lower-income (or unemployed) workers that may qualify for employment opportunities at such a facility.

Describe any major changes that may have an economic impact, such as planned local or regional public or private sector investments or initiatives that have affected or may affect job and business growth opportunities during the planning period. Describe any needs for workforce development, business support or infrastructure these changes may create.

The city of Hattiesburg will build a new police facility and a new fire department headquarters. This is provide jobs and will be an economic benefit in Ward 2. Most of the census tracts in Ward 2 are at least 51% low-mod.

How do the skills and education of the current workforce correspond to employment opportunities in the jurisdiction?

A 2010 Pathfinders study showed that this region had 24,700 underemployed workers in various industries within a 40 mile radius and 52,000 with a 60 mile radius. As new employment opportunists

continue to flourish in the region, workforce-training programs are available for industries to utilize as a resource to provide their workforce with the necessary skill set needed to achieve the goals of the job.

Describe any current workforce training initiatives, including those supported by Workforce Investment Boards, community colleges and other organizations. Describe how these efforts will support the jurisdiction's Consolidated Plan.

The Pine Belt region is home to a wide variety of entities that provide the best business models in workforce education and training through various state, federal, and community development programs. From adult education to specially designed programs for targeted business and industry, workforce development is vital to ensuring the academic, occupational and continuing education needs of the workforce and employers are met. This concept allows us an opportunity to facilitate the building of a strong workforce for the great and ever-changing needs of our business and industry community. Pearl River Community College's Lowery A. Woodall Advanced Technology Center provides computer classes, a workkeys service center, and adult learning classes; The WIN Job Center combines state, federal, and community development programs in easily accessible, one-stop service centers. These centers offer a variety of services in areas of unemployment insurance assistance, education, training, human services, and employment, and are networked throughout the state of Mississippi; Jones County Junior College's Advanced Technology Center provides Workforce Development, Adult Education, and has a Small Business Development Center.

Does your jurisdiction participate in a Comprehensive Economic Development Strategy (CEDS)?

Yes

If so, what economic development initiatives are you undertaking that may be coordinated with the Consolidated Plan? If not, describe other local/regional plans or initiatives that impact economic growth.

Yes, the area falls in the South Mississippi Planning Development District and is a part of their regional growth strategy. In addition to SMPDD, the Area Development Partnership outlines goals and objectives on a 5 years basis, with updates and adjustments annually. The goals and objectives are based on assessments to best increase economic development activity in the region.

Discussion

MA-50 Needs and Market Analysis Discussion

Are there areas where households with multiple housing problems are concentrated? (include a definition of "concentration")

The City's Housing Rehabilitation, Repair, and Reconstruction Program has historically addressed more homes in Wards 2 and 5 than in any other areas of the City. The vast majority rehabilitation and repair projects that are taken on involve the correction of more than one housing problem, and homes that are reconstructed are done so when the cost of addressing all rehabilitation needs are prohibitively costly. Although this data does not definitively support the claim that households with multiple housing problems are concentrated in Wards 2 and 5, it can be inferred that such is the case. There is some other data that supports the above contention. The HUD AFFHT Map #14 - Demographics and Poverty clearly shows that concentration in the City's R/ECAPS which are located in wards 2 and 5.

Are there any areas in the jurisdiction where racial or ethnic minorities or low-income families are concentrated? (include a definition of "concentration")

A comparison of a map showing minority concentrations in the City of Hattiesburg and a map showing the concentration of low-income households in the City reveal glaring similarities. Particular areas (but certainly not all areas) of Wards 2, 4, and 5 are identified as low-income areas, which also may be considered "majority-minority" areas in that black/African-American population is significantly higher than white population. For this purpose, "concentration" refers only to actual presence/residence and does not refer to a particular threshold.

What are the characteristics of the market in these areas/neighborhoods?

Neighborhoods with high concentrations of households with multiple housing problems are typically located in areas where low-income residents are concentrated. Characteristics of such neighborhoods may include vacant, blighted housing, vacant lots where demolition activities previously took place, and occupied homes - either owner-occupied or rented - that may be in deteriorating condition. As can be expected, some of the deteriorating conditions are not unnoticed by the occupants, but the owners may not have the financial resources or the skills necessary to correct maintenance issues.

Are there any community assets in these areas/neighborhoods?

Seemingly, every neighborhood in the City has assets that could be utilized in community development efforts. Some neighborhoods have parks where neighborhood gatherings and events could be held; some neighborhoods have schools or former school buildings that could be used as community centers, used by non-profits for programs, or converted into multi-unit housing facilities; some neighborhoods have vacant land or lots that could be converted into recreational open space, parks, or community gardens. Several neighborhoods - even some that appear purely residential - have nearby neighborhood businesses and/or land that is zoned (or could become zoned) for particular business uses that would

support neighborhood businesses. The City is in the process of constructing new Police and Fire facilities in Ward 2.

Are there other strategic opportunities in any of these areas?

See the section above regarding community assets, which relates potential strategic opportunities through the use or leveraging of community assets. A new non-profit has been formed to spearhead the fulfillment and initiation of the revitalization of the area of the City known as Twin-Forks Rising in Ward 2. In Ward 5, discussion are underway to spur revitalization of one of the City's historically business and cultural streets, known as Dabbs street.

MA-60 Broadband Needs of Housing occupied by Low- and Moderate-Income Households - 91.210(a)(4), 91.310(a)(2)

Describe the need for broadband wiring and connections for households, including low- and moderate-income households and neighborhoods.

Describe the need for increased competition by having more than one broadband Internet service provider serve the jurisdiction.

MA-65 Hazard Mitigation - 91.210(a)(5), 91.310(a)(3)

Describe the jurisdiction's increased natural hazard risks associated with climate change.

Describe the vulnerability to these risks of housing occupied by low- and moderate-income households based on an analysis of data, findings, and methods.

Strategic Plan

SP-05 Overview

Strategic Plan Overview

The City of Hattiesburg's strategy in addressing priority needs over the 2018-2022 Consolidated Plan period will focus largely on Housing, but will also incorporate more intentional efforts to directly impact the homeless, special needs populations, and the agencies that serve them through housing and/or supportive services. The manner through which homeless and special needs populations are served may vary and overlap with other priority needs that the City plans to address, such as Housing, Public Services, Public Facility Improvement, and potentially even Infrastructure Improvement and Economic Development efforts.

Regarding housing priorities, the Housing Rehabilitation and Repair Program will continue to address code compliant affordable housing and safety of residents. The Downpayment Assistance Program will continue to offer advantages to low/mod first time homebuyers. The City will also on a case-by-case basis consider acquisition opportunities for the purpose of furthering affordable housing, emergency shelter, transitional housing, and permanent housing. Demolition of vacant, dilapidated houses will continue to be a focus of the City's attention in the planning period, as removal blighted properties that are beyond opportunity for repair serves a multitude of purposes in community development. As a second tier among housing activities, the City may undertake Rental Rehabilitation and/or TBRA programming should market conditions influence a shift in priority.

Throughout the public participation process, it was apparent that there is an overwhelming need to address issues of homelessness and populations with a variety of special needs and to support the agencies that serve these groups. Support from the City in the Consolidated Plan period will include efforts through Public Service grants, and where appropriate, through Public Facility Improvements, housing services, and the creation of housing targeted toward the homeless and their families, and households with special needs.

The City will also consider activities impacting low/mod neighborhoods and households in general with Public Facility Improvements, Public Services, Infrastructure, Economic Development, and Commercial Rehabilitation. As a matter of strategic planning, the City has also included Urgent Needs as a priority within this plan, which may take on many forms in terms of activities should the need arise. This City of Hattiesburg, having lived through natural disasters and threats of natural disasters, recognizes the prudence in including Urgent Needs in the Consolidated Plan in order to be afforded flexibility in shifting priorities to critical needs in the aftermath of a potential disaster. In addition to natural disasters, public health crises and other emergencies such as that brought on by the COVID-19 pandemic requires flexibility in prioritizing. Special allocations of funding as a result of such events, such as the CDBG CARES Act funding allocated in 2020 will be guided by this Consolidated Plan document and related

Annual Action Plans, and funding may be utilized for any activity deemed eligible by the authorizing agency.

SP-10 Geographic Priorities – 91.215 (a)(1)

Geographic Area

Table 48 - Geographic Priority Areas

General Allocation Priorities

Describe the basis for allocating investments geographically within the jurisdiction (or within the EMSA for HOPWA)

In general, it has not been the City's practice to target investments geographically. While there are certain activities that are only allowed to take place in low- to moderate-areas (LMA activities), activities that benefit specific low- or moderate-income household(s) (LMH or LMC) may take place anywhere, Citywide. While activities that meet LMH or LMC objectives are more flexible in terms of geographic requirement, in recent years, activities that the City has undertaken with these objectives happen to have been located in low/mod areas almost exclusively. The majority of activities undertaken by the City and its partner agencies are located in Census Tracts 001, 002, 003, 004, 005, 006, 011, and 105.

The City has also entered subrecipient agreements with housing repair organizations that identified particular areas of need in which to target investment as they addressed code issues and substandard housing. The City did not require this implementation method, but recognizes the value in its intended impact.

SP-25 Priority Needs - 91.215(a)(2)

Priority Needs

Table 49 – Priority Needs Summary

1	Priority Need Name	Housing Rehabilitation
	Priority Level	High
	Population	Extremely Low Low Moderate Large Families Families with Children Elderly
	Geographic Areas Affected	
	Associated Goals	Housing Programs (including Affordable Housing)
	Description	Housing Rehabilitation needs for low- to moderate-income homeowners continues to be the need for which the City's Community Development staff receives the most comments. These activities have historically allowed for rehabilitation of owner-occupied homes using CDBG or HOME funds when the cost for such rehabilitation is estimated at or below \$50,000. Through these activities, the City seeks to address code compliance, safety, and deteriorating conditions, leaving the homeowner with decent, safe, and sanitary living conditions. The City may also create activities for the sole purpose of assessing and/or abating lead based paint and/or asbestos hazards, although such activities will take a lower priority to activities with the intention of full housing rehabilitation, which may also involve lead/asbestos abatement.
	Basis for Relative Priority	Housing Rehabilitation needs for low- to moderate-income homeowners continues to be the need for which the City's Community Development staff receives the most comments. These activities address the quality of life for both occupants and neighbors while improving housing conditions and alleviating safety concerns for residents whose income are likely inadequate for addressing such problems without some form of assistance.
2	Priority Need Name	Emergency Repair
	Priority Level	High

	Population	Extremely Low Low Moderate Large Families Families with Children Elderly
	Geographic Areas Affected	
	Associated Goals	Housing Programs (including Affordable Housing)
	Description	The City's Emergency Repair Program addresses emergency needs of owner-occupied homes when the estimated cost of necessary repairs does not exceed \$10,000. Typical emergency repairs involve some major system such as roofing, electrical, plumbing, and other problems that present a hazard or threat to safety of occupants or neighbors.
	Basis for Relative Priority	Like Housing Rehabilitation, emergency repairs continue to be a need for which the City's Community Development staff receives daily calls for assistance. These activities address the quality of life for occupants and prevent disasters that may also impact neighbors. The activities improve housing conditions and alleviate safety concerns for residents whose income are likely inadequate for addressing such problems without some form of assistance.
3	Priority Need Name	Demolition
	Priority Level	High
	Population	Extremely Low Low Moderate
	Geographic Areas Affected	
	Associated Goals	Housing Programs (including Affordable Housing)

	Description	Demolition activities intend to eliminate slum & blight by demolishing buildings - particularly single-family structures - that are vacant and dilapidated to the point that the City's Code Enforcement Division has slated the property for demolition. The Community Development Division utilizes CDBG funds to demolish structures through this process when no clear owner or responsible party can be identified, and therefore, no individual is likely to benefit financially from their own negligence. Typical properties to be demolished with CDBG funds include those with several finance agencies listed on the title or lien(s).
	Basis for Relative Priority	Blighted properties - particularly within low-income areas - are a detriment to quality of life and community development in general. Such properties can become havens for illegal activities, can deteriorate to the point of being a threat to public safety, and often become overgrown and detrimental to the community's property values. Comments received through public participation and through the daily work of the code enforcement department indicate that this problem persists.
4	Priority Need Name	Down Payment Assistance
	Priority Level	High
	Population	Extremely Low Low Moderate Large Families Families with Children Elderly Public Housing Residents
	Geographic Areas Affected	
	Associated Goals	Down Payment Assistance
	Description	The City's Down Payment Assistance (DPA) Program provides up to \$10,000 in assistance to first-time, low- to moderate-income homebuyers that meet certain program criteria. The funds can be applied at closing to closing costs and/or down payment on the cost of the home.

	Basis for Relative Priority	Through public participation and periodic requests for information received by the City's Community Development staff, it is evident that there is a continued public interest in the DPA Program. Although housing and financial market conditions have been less than favorable - particularly for lower-income buyers - in recent years, the City still recognizes the value of homeownership, the positive impact that homeownership can have on quality of life, and the sense of pride that accompanies homeownership.
5	Priority Need Name	Acquisition
	Priority Level	Low
	Population	Extremely Low Low Moderate Middle Large Families Families with Children Elderly Public Housing Residents Chronic Homelessness Individuals Families with Children Mentally Ill Chronic Substance Abuse veterans Persons with HIV/AIDS Victims of Domestic Violence Unaccompanied Youth Elderly Frail Elderly Persons with Mental Disabilities Persons with Physical Disabilities Persons with Developmental Disabilities Persons with Alcohol or Other Addictions Persons with HIV/AIDS and their Families Victims of Domestic Violence Non-housing Community Development
	Geographic Areas Affected	

	Associated Goals	Housing Programs (including Affordable Housing)
	Description	This activity may serve community development purposes such as: acquisition of land on which affordable housing may be built; acquisition of a lot and house that is to be rehabilitated for affordable housing purposes; acquisition of land for a park, open space, or other community benefit; acquisition of property for economic development purpose; acquisition with the intent to convert a building for an alternate, community development or housing purpose; and/or acquisition of property that will benefit the programs of non-profit, public service providers.
	Basis for Relative Priority	Through public participation, many needs were identified that would require space in which to operate and/or land/lots on which to locate. Agencies serving the homeless addressed the need for additional transitional housing; agencies spoke of the need for development to occur around central points like parks and community centers; vacant, foreclosed houses may provide affordable housing alternatives more favorable than new construction. The ability to acquire property allows a level of flexibility for many aspects of community development.
6	Priority Need Name	Public Facility Improvement
	Priority Level	Low
	Population	Extremely Low Low Moderate Middle Non-housing Community Development
	Geographic Areas Affected	
	Associated Goals	Public Facilities

	Description	Public Facility Improvements can serve low/mod limited clientele (LMC) or low/mod areas (LMA) depending on the circumstances. Such an activity may upgrade facilities at a City Park in a low-income area, which benefits the entire area and all who utilize the park. Such an activity may make improvements to a community center or to a non-profit-owned facility that benefits the clientele (51%+ low/mod) of its programs. Such an activity may serve to create a recreational path in and through low- to moderate income areas. Such an activity may allow for the assessment and/or abatement of lead based paint hazards or asbestos hazards to benefit the facility's usefulness to the LMI community. Such an activity may include installing or adding features that benefit the surrounding area, such as public wifi access at strategic locations in a LMA.
	Basis for Relative Priority	Through public participation and inter-agency meetings, a need was communicated for improvements to facilities - specifically to facilities where low-income clientele are served. Improvements to such facilities also serve as an opportunity to create an "anchor" of improvement, around which other community development efforts may radiate in order to transform neighborhoods. Public participation also suggested facility improvements to include assessment and abatement of lead based paint and asbestos hazards. Consultation with the City's Engineering Department also suggested a need for "Rails-to-Trails" recreation/alternative transportation trails.
7	Priority Need Name	Infrastructure
	Priority Level	Low
	Population	Extremely Low Low Moderate Middle Non-housing Community Development
	Geographic Areas Affected	
	Associated Goals	Infrastructure
	Description	Infrastructure activities may include creation or improvement of streets, drainage, or sidewalks, or full implementation of "complete streets" in low- to moderate-income areas. Improving networks of sidewalks and bike paths to enable better non-automobile transportation may also be a part of this priority.

	Basis for Relative Priority	Through public participation, indication was given that infrastructure improvements with CDBG funds should be focused on low-income areas such as Palmer's Crossing. Consultation with local government representatives also indicated an interest in infrastructure that may benefit economic development efforts in the Forrest County Industrial Park and/or other sites with economic development potential. Consultation also suggested need for complete networks of sidewalks and bike paths that would connect residents within easy walking distance of grocers and employers.
8	Priority Need Name	Public Services
	Priority Level	High
	Population	Extremely Low Low Moderate Middle Large Families Families with Children Elderly Public Housing Residents Rural Chronic Homelessness Individuals Families with Children Mentally Ill Chronic Substance Abuse veterans Persons with HIV/AIDS Victims of Domestic Violence Unaccompanied Youth Elderly Frail Elderly Persons with Mental Disabilities Persons with Physical Disabilities Persons with Developmental Disabilities Persons with Alcohol or Other Addictions Persons with HIV/AIDS and their Families Victims of Domestic Violence
	Geographic Areas Affected	

	Associated Goals	Public Services
	Description	The City may pursue non-profit organizations to implement Public Service activities or enact such activities through its own efforts or the use of vendors. These activities vary, but all benefit low/mod clientele (or areas). Specific needs identified through the public participation process include financial literacy, job/skills training, housing counseling, supportive services for persons living with HIV/AIDS, supportive services for homeless persons and families, utility/rent/deposit assistance for low-income households, health-related outreach and education, and health screening and testing.
	Basis for Relative Priority	Public participation and Interagency Meetings included several comments related to the need for various public services. Types of public services vary to such a degree that it is difficult to determine what specific demographics within the "Special Needs" or "Homeless" population category will benefit. Comments received related in some way to all of the possible groups. Consultation and public engagement in April/May 2020 as a result of the COVID-19 pandemic supported the use of CDBG CARES Act funding for health-related outreach and education and health screening and testing in low-mod neighborhoods as well as utility/rent/deposit assistance for low-income households.
9	Priority Need Name	Housing - Special Needs and/or Homeless
	Priority Level	High

	Population	Extremely Low Low Moderate Large Families Families with Children Elderly Rural Chronic Homelessness Individuals Families with Children Mentally Ill Chronic Substance Abuse veterans Persons with HIV/AIDS Victims of Domestic Violence Unaccompanied Youth Elderly Frail Elderly Persons with Mental Disabilities Persons with Physical Disabilities Persons with Developmental Disabilities Persons with Alcohol or Other Addictions Persons with HIV/AIDS and their Families Victims of Domestic Violence
	Geographic Areas Affected	
	Associated Goals	Housing Programs (including Affordable Housing)
	Description	This priority refers generally to the needs addressed through public participation, consultations, and interagency meetings that communicated needs for housing for special needs populations and homeless person/families. Such an activity may take the form of the provision and/or rehabilitation of a facility in which to establish a transitional housing program by a partner agency. Such an activity may take the form of assistance in expanding existing facilities to serve the homeless or special needs groups. Such an activity may take the form of Single Room Occupancy housing for special needs groups or for transitional housing.

	Basis for Relative Priority	Many comments were received through public participation, consultations, and interagency meetings related to the need for additional housing opportunities for the homeless and special needs populations.
10	Priority Need Name	Microenterprise Assistance
	Priority Level	Low
	Population	Extremely Low Low Moderate Non-housing Community Development
	Geographic Areas Affected	
	Associated Goals	Economic Development
	Description	This priority is established through public participation and interest following the recent implementation of the Microenterprise Assistance Program in 2011 and 2012. The program seeks to assist business that either a) are owned by low/mod persons, or b) will create job opportunities available to low/mod persons.
	Basis for Relative Priority	This priority is established through public participation and interest following the recent implementation of the Microenterprise Assistance Program in 2011 and 2012.
11	Priority Need Name	Commercial Rehab - Facade Improvement
	Priority Level	Low
	Population	Non-housing Community Development
	Geographic Areas Affected	
	Associated Goals	Economic Development
	Description	This priority need addresses slub and blight of commercial buildings predominately in the downtown area. A smaller version of this commercial rehabilitation opportunity may assist commercial structures along identified corridors to downtown.

	Basis for Relative Priority	Through public participation and staff contact with interested parties, it is evident that there is a continued interest in facade improvement projects in Hattiesburg. Although fewer Facade Grants have been executed in recent years, the City recognizes this program as an attraction feature for businesses considering a location in the downtown area.
12	Priority Need Name	Rental Rehabilitation
	Priority Level	Low
	Population	Extremely Low Low Moderate Large Families Families with Children Elderly
	Geographic Areas Affected	
	Associated Goals	Housing Programs (including Affordable Housing)
	Description	Rental Rehabilitation involves bringing rental properties into code compliance, removing threats to health and safety, and making them decent and sanitary. Units/developments assisted are established as affordable units that must benefit low/mod households for a specified minimum period.
	Basis for Relative Priority	Public participation, Interagency meetings, and consultations spoke to the need for code compliant, affordable housing. Although this need is partially addressed in higher priority needs - Housing Rehabilitation, Emergency Repair, Acquisition, and Down Payment Assistance - none of the previously mentioned projects address code compliance for rental properties.
13	Priority Need Name	Economic Development - Neighborhoods
	Priority Level	Low

	Population	Extremely Low Low Moderate Middle Large Families Families with Children Elderly Public Housing Residents Non-housing Community Development
	Geographic Areas Affected	
	Associated Goals	Economic Development
	Description	A basic need of communities - particularly low-income neighborhoods - is access to fresh food within walking distance. Activities that address this need may include attraction and support of businesses that provide such a product or development of sidewalk/bike path infrastructure that would support residents' access to such businesses.
	Basis for Relative Priority	Consultation with the City's Engineering Department communicated the problem of "food deserts," and the ideal economy having fresh food grocers within 1/2 mile walking distance of all residents.
14	Priority Need Name	TBRA
	Priority Level	Low
	Population	Extremely Low Low Large Families Families with Children Elderly Public Housing Residents
	Geographic Areas Affected	
	Associated Goals	Housing Programs (including Affordable Housing)

	Description	There is a need in the community for rental assistance, and this need is largely addressed through Section 8 vouchers administered by the MS Regional Housing Authority No. 8. At present (2012), the Regional Housing Authority is not issuing any vouchers. Although this activity is not a high priority under this plan, the need is recognized and could be addressed in future Action Plans should the need be exacerbated.
	Basis for Relative Priority	The MS Regional Housing Authority No. 8 administers the Section 8 voucher Program and is known for doing so. This is a lower priority need than others because there is an agency addressing it. However, because that agency is not issuing vouchers at present, there is a heightened number of calls to the City's Community Development staff from residents seeking rental assistance. For planning purposes only, this need is included in case the problem is exacerbated in the future.
15	Priority Need Name	Urgent Needs
	Priority Level	Low
	Population	Extremely Low Low Moderate Middle Large Families Families with Children Elderly Public Housing Residents Non-housing Community Development
	Geographic Areas Affected	
	Associated Goals	Urgent Needs
	Description	Urgent Needs include emergency activities that may be given sudden high priority as the result of natural disasters and other activities that result in mass destruction/impact and/or public health crises or pandemic.
	Basis for Relative Priority	The area's history with natural disasters make it prudent to plan for the potential use of an urgent need basis for the use of community development funding.
16	Priority Need Name	Economic Development - Other

	Priority Level	High
	Population	Extremely Low Low Moderate Non-housing Community Development
	Geographic Areas Affected	
	Associated Goals	Economic Development
	Description	Provision of assistance to private, for-profit entities, when appropriate to carry out an economic development project, particularly to provide grants or loans to support new businesses or business expansion to create jobs and manufacture medical supplies necessary to respond to infectious disease OR to avoid job loss caused by business closures related to social distancing by providing short-term working capital assistance to small businesses to enable retention of jobs held by low- and moderate-income persons. Also, provision of assistance to microenterprises to provide technical assistance, grants, loans, and other financial assistance to establish, stabilize, and expand microenterprises that provide medical, food delivery, cleaning, and other services to support home health and quarantine.
	Basis for Relative Priority	Response to COVID-19 pandemic.

Narrative (Optional)

Geographic Areas Affected : Citywide

Associated Goals IMprovement of Public Facilities

SP-30 Influence of Market Conditions – 91.215 (b)

Influence of Market Conditions

Affordable Housing Type	Market Characteristics that will influence the use of funds available for housing type
Tenant Based Rental Assistance (TBRA)	At present, the MS Regional Housing Authority No. 8 has stopped issuing section 8 vouchers. Tenant Based Rental Assistance (TBRA) is not a high priority need in the City of Hattiesburg because the Regional Housing Authority administers the program. However, should the problem of need be exacerbated in the coming years because the need for vouchers rises significantly or the Regional Authority's supply of vouchers diminish substantially, the Consolidated Plan's inclusion of TBRA allows the City to act by establishing a program and including the funding of it in an Action Plan.
TBRA for Non-Homeless Special Needs	The market characteristics that influence the use of funds for TBRA for Non-Homeless Special Needs population would not differ significantly from the characteristics that influence decisions on using funds for TBRA in general.
New Unit Production	A market analysis by the City's CHDOs or by the City itself must indicate the need and demand for production of new housing units. The existing housing stock and presence of vacant housing and houses currently on the market present ample opportunity for organizations to bring affordable housing units on line without building new homes. Construction in planned, mixed-income, mixed-use developments may be considered favorably, but the need for a market analysis is not waived. There are currently available many houses for sale for those of moderate income and above. There are some but fewer house for sale in areas identified as low income.
Rehabilitation	Historically, the largest program by funding allocation that the City administers is homeowner-occupied Rehabilitation. This program is the greatest priority asdefined need. Characteristics that influence the use of funds in this housing type may depend on pressing needs that arise in other priority need areas, which may reduce funds available for Rehabilitation, and needs that go unaddressed (such as when fewer people are approved for Downpayment Assistance than expected), which may increase the funds available for Rehabilitation.
Acquisition, including preservation	Acquisition by homebuyers (Downpayment Assistance) remains a priority need. Characteristics that influence its funding are largely dependent upon the number of households that apply and are approved for an award. In recent years, the use of the DPA Program has slowed considerably because of the conditions in the housing and finance industries. Increasing interest rates will have the greatest impact going forward as it relates to potential buyers becoming homeowners.

Table 50 – Influence of Market Conditions

SP-35 Anticipated Resources - 91.215(a)(4), 91.220(c)(1,2)

Introduction

Anticipated Resources

Program	Source of Funds	Uses of Funds	Expected Amount Available Year 1				Expected Amount Available Remainder of ConPlan \$	Narrative Description
			Annual Allocation: \$	Program Income: \$	Prior Year Resources: \$	Total: \$		
CDBG	public - federal	Acquisition Admin and Planning Economic Development Housing Public Improvements Public Services	560,001	0	0	560,001	2,240,004	The expected amount for the remainder of the Con Plan is simply the Year 1 amount multiplied by 4. Also, the Program Income figure is zero, but changes in programming could potentially create Program Income. Prior Year resources listed are an estimate only based on existing resources and an approximation of expenditures to be made between the writing of the Con Plan and the end of the 2018 Program Year.

Program	Source of Funds	Uses of Funds	Expected Amount Available Year 1				Expected Amount Available Remainder of ConPlan \$	Narrative Description
			Annual Allocation: \$	Program Income: \$	Prior Year Resources: \$	Total: \$		
HOME	public - federal	Acquisition Homebuyer assistance Homeowner rehab Multifamily rental new construction Multifamily rental rehab New construction for ownership TBRA	317,860	0	0	317,860	1,271,440	The expected amount for the remainder of the Con Plan is simply the Year 1 amount multiplied by 4. Also, the Program Income figure is zero, but changes in programming could potentially create Program Income. Prior Year resources listed are an estimate only based on existing resources and an approximation of expenditures to be made between the writing of the Con Plan and the end of the 2018 Program Year.
Other	public - federal	Acquisition Admin and Planning Economic Development Housing Public Improvements Public Services	0	0	0	0	321,280	Atypical, special allocation.

Table 51 - Anticipated Resources

Explain how federal funds will leverage those additional resources (private, state and local funds), including a description of how matching requirements will be satisfied

The City hopes to continue its partnerships through groups such as the Housing Roundtable and the Pinebelt Coalition on Homelessness in a concerted effort to strategically address problems and mutual concerns. As in the past, the City values these and other such partnerships as community partners bring differing resources to the table - funding, volunteers, services, etc. - for mutual benefit. The City will also continue to seek out funding opportunities such as those available for housing activities through the Federal Home Loan Bank, the Mississippi Home Corporation. The City will continue its relationship with PRVO. After the City completes substantial rehabilitation projects, PRVO will provide HVAC systems to eligible households as long as they have funding. Regarding matching requirements, the City of Hattiesburg does not have a local HOME matching requirement. The does not plan to provide funding for any public services during the duration of this Consolidated Plan.

If appropriate, describe publically owned land or property located within the jurisdiction that may be used to address the needs identified in the plan

The City has recently utilized its mapping capabilities to identify City and State owned property throughout the City of Hattiesburg. These properties are reviewed periodically when need arises for particular projects, and the City intends to continue this approach of utilizing property already in its inventory (when appropriate) before seeking property to purchase.

Discussion

SP-40 Institutional Delivery Structure – 91.215(k)

Explain the institutional structure through which the jurisdiction will carry out its consolidated plan including private industry, non-profit organizations, and public institutions.

Responsible Entity	Responsible Entity Type	Role	Geographic Area Served
AIDS Services Coalition	Subrecipient	Homelessness Non-homeless special needs	Jurisdiction
Hattiesburg Housing Authority	PHA	Public Housing Rental	Jurisdiction
MS Regional Housing Authority No. 8	PHA	Public Housing Rental	Region
HOUSING ALTERNATIVES OF HATTIESBURG	CHDO	Ownership	Jurisdiction
American Red Cross, South Central MS Chapter	Non-profit organizations	Homelessness	Region
PEARL RIVER VALLEY OPPORTUNITY	Non-profit organizations	Economic Development Non-homeless special needs public services	Region
Southern MS Planning & Development District	Regional organization	Economic Development Non-homeless special needs Planning public services	Region
FORREST COUNTY	Government	Economic Development Planning public facilities public services	Other
LAMAR COUNTY	Government	Economic Development Planning public facilities public services	Other

Responsible Entity	Responsible Entity Type	Role	Geographic Area Served
PINE BELT COMMUNITY SERVICES, INC.	CHDO	Ownership Rental neighborhood improvements public services	Jurisdiction
THE SALVATION ARMY, HATTIESBURG	Non-profit organizations	Homelessness neighborhood improvements public facilities public services	Region
United Way of Southeast Mississippi	Non-profit organizations	Non-homeless special needs neighborhood improvements public services	Region
Hattiesburg Area Habitat for Humanity	Subrecipient	Ownership	Region
PETAL	Government	Economic Development Planning neighborhood improvements public facilities public services	Other
U. OF SOUTHERN MISS. INSTITUTE FOR DISABILITIES STUDIES	Public institution	Homelessness Non-homeless special needs Ownership public services	State
South Mississippi Children's Center	Non-profit organizations	Homelessness Non-homeless special needs public services	Region
CENTER FOR PREVENTION OF CHILD ABUSE	Non-profit organizations	public services	Region

Responsible Entity	Responsible Entity Type	Role	Geographic Area Served
DOMESTIC ABUSE FAMILY SHELTER, INC.	Non-profit organizations	Homelessness Non-homeless special needs public facilities public services	Region
BREAKTHROUGH COMMUNITY SERVICES	CHDO	Ownership neighborhood improvements public services	Jurisdiction
COMMUNITY CONNECTIONS		Ownership neighborhood improvements	
Forrest General Hospital (Pine Grove Behavioral Health & Addiction Services)	Subrecipient	Homelessness Non-homeless special needs public services	Region
R3SM, Inc.	Subrecipient	Ownership neighborhood improvements	Region

Table 52 - Institutional Delivery Structure

Assess of Strengths and Gaps in the Institutional Delivery System

An assessment of the strengths in the Institutional Structure revealed that there is a large number of well-organized agencies committed to addressing the needs of Hattiesburg's low- and moderate-income persons. Hundreds of volunteers support these agencies, and literally thousands of people are served with limited facilities and funding. Most notable among gaps in the Institutional structure are the following:

- The lack of code compliant, affordable rental housing for LMI households
- The difficulty in attaining financing for potential LMI homebuyers
- The lack of programs to assist owners of rental homes to upgrade housing while keeping rents affordable
- The inadequate number of public housing units (which exacerbates the lack of affordable, code compliant housing)
- The need for additional emergency shelter, transitional housing, and permanent housing for homeless individuals and families
- The need for additional supportive services for homeless individuals and families
- The need for additional emergency and transitional housing for homeless persons with HIV/AIDS and their families

- The need for transitional and permanent housing for those with special needs i.e. drug and alcohol, mental illness, etc.
- The need for housing for persons with disabilities
- The need to expand programs to address the needs of youth who suffer from drug and alcohol abuse

Availability of services targeted to homeless persons and persons with HIV and mainstream services

Homelessness Prevention Services	Available in the Community	Targeted to Homeless	Targeted to People with HIV
Homelessness Prevention Services			
Counseling/Advocacy	X	X	X
Legal Assistance	X		
Mortgage Assistance	X	X	
Rental Assistance	X	X	X
Utilities Assistance	X	X	X
Street Outreach Services			
Law Enforcement	X	X	
Mobile Clinics			
Other Street Outreach Services	X	X	
Supportive Services			
Alcohol & Drug Abuse	X	X	
Child Care	X	X	
Education	X	X	X
Employment and Employment Training	X	X	
Healthcare	X	X	X
HIV/AIDS	X	X	X
Life Skills	X	X	X
Mental Health Counseling	X	X	X
Transportation	X	X	X
Other			

Table 53 - Homeless Prevention Services Summary

Describe how the service delivery system including, but not limited to, the services listed above meet the needs of homeless persons (particularly chronically homeless individuals and families, families with children, veterans and their families, and unaccompanied youth)

The organizations that offer services targeted to homeless persons and persons with HIV/AIDS do not lack for clients to serve. Agencies that serve these populations are in constant need of resources - volunteers (when applicable), funding, facilities, supplies, etc.

Describe the strengths and gaps of the service delivery system for special needs population and persons experiencing homelessness, including, but not limited to, the services listed above

As with the Institutional Structure in general, there is great strength in the fact that the organizations addressing homelessness and special needs are well organized. An additional strength lies in the fact that their missions are similar, yet diverse, in the specific special needs groups that they serve. This list, taken from the list above lists the gaps noted in delivery service.

- The need for additional emergency shelter, transitional housing, and permanent housing for homeless individuals and families
- The need for additional emergency and transitional housing for homeless persons with HIV/AIDS and their families
- The need for transitional and permanent housing for those with special needs i.e. drug and alcohol, mental illness, etc.
- The need for housing for persons with disabilities
- The need to expand programs to address the needs of youth who suffer from drug and alcohol abuse
- The need for additional supportive services for homeless individuals and families

Provide a summary of the strategy for overcoming gaps in the institutional structure and service delivery system for carrying out a strategy to address priority needs

The Consolidated Plan process requires that the City take a proactive role and a collaborative effort in the delivery of housing, supportive housing, and non-housing community development needs in Hattiesburg.

Rehabilitation and Emergency Repair programs to improve existing owner-occupied housing will continue to be the focus of the CDBG and HOME Programs. The City will additionally continue to partner with housing organizations in the arena of affordable housing development. The City will enforce housing codes to bring about improvement of substandard rental properties and will support efforts to improve the properties. The City will also support the Hattiesburg Housing Authority and the Regional Housing Authority in efforts to expand the number of units and Section 8 vouchers available in the City.

The City will continue to support efforts of agencies - particularly those participating in the Pinebelt Coalition to End Homelessness - to increase the availability of emergency, transitional, and permanent housing to accommodate the homeless, and for the expansion of supportive services to address the accompanying needs. The City will continue to support the efforts of agencies providing housing and supportive services to persons with HIV/AIDS and their families and to special needs populations. The

City will also continue to support efforts to broaden housing opportunities for the disabled and to make contractors aware of ADA requirements. the city hired a Homeless Outreach Coordinator.

The City will support efforts/programs that address the needs of at-risk youth who suffer from drug and alcohol abuse.

SP-45 Goals Summary – 91.215(a)(4)

Goals Summary Information

Sort Order	Goal Name	Start Year	End Year	Category	Geographic Area	Needs Addressed	Funding	Goal Outcome Indicator
1	Housing Programs (including Affordable Housing)	2018	2022	Affordable Housing		Acquisition Demolition Emergency Repair Housing - Special Needs and/or Homeless Housing Rehabilitation Rental Rehabilitation TBRA	CDBG: \$727,652 HOME: \$344,046	Rental units rehabilitated: 2 Household Housing Unit Homeowner Housing Added: 4 Household Housing Unit Homeowner Housing Rehabilitated: 50 Household Housing Unit
3	Down Payment Assistance	2018	2022	Affordable Housing		Down Payment Assistance	HOME: \$75,000	Direct Financial Assistance to Homebuyers: 10 Households Assisted

Sort Order	Goal Name	Start Year	End Year	Category	Geographic Area	Needs Addressed	Funding	Goal Outcome Indicator
8	Economic Development	2018	2022	Non-Housing Community Development		Commercial Rehab - Facade Improvement Economic Development - Neighborhoods Microenterprise Assistance Economic Development - Other	CDBG: \$30,000 CDBG-CV: \$50,000	Jobs created/retained: 5 Jobs Businesses assisted: 3 Businesses Assisted
9	Public Facilities	2018	2022	Non-Housing Community Development		Public Facility Improvement	CDBG: \$0 HOME: \$0 CDBG-CV: \$50,000	Public Facility or Infrastructure Activities other than Low/Moderate Income Housing Benefit: 1000 Persons Assisted
10	Infrastructure	2018	2022	Non-Housing Community Development		Infrastructure	CDBG: \$0 HOME: \$0	

Sort Order	Goal Name	Start Year	End Year	Category	Geographic Area	Needs Addressed	Funding	Goal Outcome Indicator
11	Public Services	2018	2022	Non-Homeless Special Needs Non-Housing Community Development		Public Services	CDBG: \$0 HOME: \$0 CDBG-CV: \$221,280	Public Facility or Infrastructure Activities other than Low/Moderate Income Housing Benefit: 850 Persons Assisted Public Facility or Infrastructure Activities for Low/Moderate Income Housing Benefit: 150 Households Assisted
12	Urgent Needs	2018	2022			Urgent Needs		

Table 54 – Goals Summary

Goal Descriptions

1	Goal Name	Housing Programs (including Affordable Housing)
	Goal Description	The goals below identify programs undertaken according to the City's Housing Rehabilitation, Repair, & Reconstruction Program Manual, projects to be undertaken by the City's CHDOs, and other potential affordable housing activities (such as Rental Rehab and/or TBRA should the need arise). Goals are based on homeowner-occupied rehabilitations and/or repairs that could be accomplished should funding remain level compared with that in 2012. These goals may be adjusted should plans shift to focus on rental rehabilitation, TBRA, or as amended for other activities/priority needs to be addressed.

3	Goal Name	Down Payment Assistance
	Goal Description	These goals identify the number of homebuyers that could be assisted taking into consideration the decrease demand/awards that the program has witnessed in recent years. Should demand exceed supply, the goals and funding allocation may warrant amendment at some point in the 5-year period.
8	Goal Name	Economic Development
	Goal Description	This goal addresses the priorities of the Microenterprise Assistance Program, general business development, job creation, and retention. Provision of assistance to private, for-profit entities, when appropriate to carry out an economic development project, particularly to provide grants or loans to support new businesses or business expansion to create jobs and manufacture medical supplies necessary to respond to infectious disease OR to avoid job loss caused by business closures related to social distancing by providing short-term working capital assistance to small businesses to enable retention of jobs held by low- and moderate-income persons. Also, provision of assistance to microenterprises to provide technical assistance, grants, loans, and other financial assistance to establish, stabilize, and expand microenterprises that provide medical, food delivery, cleaning, and other services to support home health and quarantine.
9	Goal Name	Public Facilities
	Goal Description	Public Facility Improvements can serve low/mod limited clientele (LMC) or low/mod are (LMA) depending on the circumstances. Such an activity may upgrade facilities at a city park in a low-income area, which benefits the entire area and all who utilize the park. such an activity may make improvements to a community center or to a non-profit owned facility that benefits the clientele (51%+ low/mod) of its programs. Such activity may serve to create a recreational path in and through low to moderate income areas. such an activity may allow for the assessment and/or abatement of lead based paint hazards or asbestos hazards to benefit the facility's usefulness to the LMI community. Such an activity may include installing or adding features that benefit the surrounding area, such as public wifi access at strategic locations in a LMA.
10	Goal Name	Infrastructure
	Goal Description	Infrastructure activities may include creation or improvement of streets, drainage, or sidewalks, or full implementation of "complete streets" in low-to moderate-income areas, improving networks of sidewalks and bike paths to enable better non-automobile transportation may be a part of this priority.

11	Goal Name	Public Services
	Goal Description	When the City decides to fund Public services, it often pursues non-profit organizations to implement the activities. These activities vary, but all benefit low/mod clientele (or areas). Special needs identified through the public participation process include financial literacy, job/skills training, housing counseling, supportive services for persons living with HIV/AIDS, supportive services for homeless persons and families, and utility/rent/deposit assistance for low-income households, health-related outreach and education, and health screening and testing.
12	Goal Name	Urgent Needs
	Goal Description	Urgent Needs include emergency activities that may be given sudden high priority at the result of natural disasters and other activities that result in mass destruction/impact.

Estimate the number of extremely low-income, low-income, and moderate-income families to whom the jurisdiction will provide affordable housing as defined by HOME 91.315(b)(2)

The City's outlined goals are estimated to serve the following through affordable housing activities:

Extremely Low-Income households - 15

- 13 Homeowner Rehabilitation activities
- 2 potential Rental Rehabilitation activities

Low-Income households - 24

- 20 Homeowner Rehabilitation activities
- 4 Down Payment Assistance Awards

Moderate-Income households - 25

- 15 Homeowner Rehabilitation activities

- 6 Down Payment Assistance Awards
- 4 Newly Constructed Affordable Houses (homebuyer)

SP-50 Public Housing Accessibility and Involvement – 91.215(c)

Need to Increase the Number of Accessible Units (if Required by a Section 504 Voluntary Compliance Agreement)

The Hattiesburg Housing Authority complies with Section 504; there is no requirement to increase accessible units.

Activities to Increase Resident Involvements

The Hattiesburg Housing Authority conducts monthly resident meetings at each site. Monthly meetings follow different themes with guest speakers from varying organizations such as the city, the school district, the Red Cross, Emergency Management, etc. The Housing Authority also invites community civic organizations to attend monthly resident meetings, and encourages their interaction with residents. Annually, each site also participates in the National Night Out Against Crime. The HHA has a 9 member adult-resident advisory council/board (RAB) that is made up from the 3 housing complexes managed by the HHA. The RAB participates in the creation of HHA policies concerning maintenance and security.

Is the public housing agency designated as troubled under 24 CFR part 902?

No

Plan to remove the ‘troubled’ designation

n/a

SP-55 Barriers to affordable housing – 91.215(h)

Barriers to Affordable Housing

The City's zoning ordinance and related regulations are conducive to affordable housing development. As public policies are concerned, the only notable barrier to affordable housing has to do with development in flood zones where FEMA regulations create limitations on the value/cost of rehabilitation that can take place on existing structures. Historically, new affordable housing has not been created in flood zones when using CDBG or HOME funds because of the challenges of meeting the development requirements. The City will make it known to partner agencies and CHDOs that such new developments are possible given compliance with certain development and insurance requirements.

Until the City completes a new Analysis of Impediments to Fair Housing, the City will use the information from its previous AI. The City has joined a coalition with the State of Mississippi and others to produce a joint AI. In 2012, the City completed an Analysis of Impediments to Fair Housing Choice. Impediments/challenges identified include 1) a lack of fair housing education, 2) the unavailability of code standard affordable housing for homeownership, 3) the unavailability of code standard housing, both rental and homeownership for low- to moderate-income persons, 4) the unavailability of code standard housing, both rental and homeownership for elderly and disabled, 5) low- to moderate-income persons are un-banked or under-banked and do not understand the need for good credit ratings, 6) the lack of credit worthy low and moderate-income families limit their opportunities to purchase affordable housing and to participate in downpayment assistance programs, and 7) housing to accommodate the needs of persons with HIV/AIDS is virtually non-existent; most property owners have a fear of renting to a person with AIDS. None of these impediments to fair housing choice or affordable housing have been created by a public policy. Many of these impediments can, however, be addressed through proper planning and implementation of the CDBG and HOME Program activities described herein.

Strategy to Remove or Ameliorate the Barriers to Affordable Housing

Hattiesburg has historically supported efforts to meet housing needs of its citizens and has been proactive in the provision of housing to its low- and moderate-income residents. In the 1938-1939 timeframe, the City created one of the first housing authorities in the State of Mississippi. The City supported the creation of the Mississippi Regional Housing Authority No. VIII and its efforts to bring Section 8 assistance to the City residents.

The Official Zoning Ordinance and Subdivision Regulations make provisions for affordable housing and provide protection to citizens by ensuring proper land use and high quality residential land development.

The City continues to implement housing rehabilitation programs to upgrade owner-occupied housing. Through its three CHDOs, the City of Hattiesburg is supporting affordable housing initiatives providing for the construction of new affordable housing and homebuyer down-payment assistance

programs. These activities serve to reduce affordable housing barriers. The City has also partnered with service providers in areas of adult financial literacy, jobs training, and employability skills training - all of which address barriers individuals may have in attaining affordable housing. The City will continue to support such programs. The city has not changed its strategy to development in Flood zones. Because of repetitive losses, the City's Planning Division limits how much can be spent on a property without full flood hazard mitigation.

SP-60 Homelessness Strategy – 91.215(d)

Reaching out to homeless persons (especially unsheltered persons) and assessing their individual needs

The City of Hattiesburg hired a Homelessness Coordinator in February of 2016. Through this position, the homelessness coordinator is acting co-chair for the Pine Belt Coalition on Homelessness and attends and leads regular monthly meetings. Also in 2016, the Homelessness Coordinator began the Hub City Homeless Outreach Team. The team goes into homeless encampments and engages the most chronically homeless individuals where they live, whether that be in the woods, under a bridge, in a car, or any other place that is uninhabitable. The Hub City Outreach Team is able to build relationships through outreach and assess homeless individual's most vital needs through initial assessments that are able to connect them to the services needed. The City of Hattiesburg also actively supports the efforts of individual organizations whose mission is to serve its homeless population. The homelessness coordinator has partnered with multiple agencies and faith-based entities in order to provide basic needs to homeless individuals, such as state ID cards, transportation, food, clothes, and hygiene items needed for daily living.

Addressing the emergency and transitional housing needs of homeless persons

The City intends to continue its collaboration with organizations whose missions include services and housing for homeless person. The City will support these agencies in competing for and attaining funding for additional emergency and transitional shelter, and may, as funding allows, consider opportunities to support new sustainable programs for emergency and/or transitional housing. This year the City's Homelessness Coordinator has partnered with ASC to house the city's most chronic individuals through a Rapid Re-housing grant received through ASC. The City is open to other opportunities similar to this grant in order to address homelessness.

Helping homeless persons (especially chronically homeless individuals and families, families with children, veterans and their families, and unaccompanied youth) make the transition to permanent housing and independent living, including shortening the period of time that individuals and families experience homelessness, facilitating access for homeless individuals and families to affordable housing units, and preventing individuals and families who were recently homeless from becoming homeless again.

The City of Hattiesburg's partner agencies in the field of homelessness and special needs clients are well organized and maintain close working relationships. Through the partnership of the Pine Belt Coalition on Homelessness and the City's homeless coordinator and the Hub City Homeless Street Outreach Team that is lead by the City's homeless coordinator, individuals can be more quickly identified, accessed, and connected with resources they need to reach stability. The Hub City Homeless Street Outreach Team is out weekly and the City's homeless coordinator is able to go out on calls to meet homeless individuals where they are to start the process of recovery.

Help low-income individuals and families avoid becoming homeless, especially extremely low-income individuals and families who are likely to become homeless after being discharged from a publicly funded institution or system of care, or who are receiving assistance from public and private agencies that address housing, health, social services, employment, education or youth needs

The City has supported financial literacy programs, utility assistance programs, and job/skills training programs with CDBG assistance. With the help of the City's homeless coordinator and her ties to the community through speaking engagements and networking, many people are educated on what resources are available and where individuals can seek out help. Connections to the jails, hospitals and schools have also helped in the effort to prevent families from becoming homeless.

SP-65 Lead based paint Hazards – 91.215(i)

Actions to address LBP hazards and increase access to housing without LBP hazards

All activities undertaken by the City of Hattiesburg with CDBG or HOME funds are done in accordance with 24 CFR Part 35, which dictates the assessment and abatement requirements that accompany certain activities. Rehabilitation projects to exceed \$25,000 in cost that contain LBP hazards are abated. Subrecipients and CHDOs that perform activities with HUD funding are required to follow the same requirements, and the City monitors such activities to ensure compliance. In addition to the abatement done as a part of rehabilitation activities, the City participates in housing fairs (as/when invited) sponsored by other housing agencies such as the USM Institute for Disability Studies and make presentations related to LBP hazards. The City has included as a potential activity, the identification of LBP hazards as a stand-alone housing activity. It means that when the city has a rehab project and lead is found during testing, the City will provide for abatement and all LBP workplace safety activities. The City may also undertake the screening for lead poisoning as a Public Service should the Mississippi Department of Health dictate such a need.

How are the actions listed above related to the extent of lead poisoning and hazards?

The City of Hattiesburg has a significantly aging housing stock, with the oldest of the homes in the City distributed in concentration similar to the concentration of low-income households. The City has placed an emphasis on housing rehabilitation to improve the housing stock, save deteriorating homes, improve the lives of the homeowners, and improve the community around low-income households; in accomplishing goals in this priority area, the City is also addressing lead based paint hazards. The extent of the LBP hazards are likely higher than the extent (in sheer numbers) of homes needing rehabilitation, but the overall impact on quality of life – both immediate and lasting – of rehabilitating homes is higher than the impact that simply identifying and/or abating LBP hazards would have.

How are the actions listed above integrated into housing policies and procedures?

The environmental review process for any CDBG or HOME funded activity will dictate – according to 24 CF R Part 35 – the procedure that must be followed prior to officially committing to a project.

SP-70 Anti-Poverty Strategy – 91.215(j)

Jurisdiction Goals, Programs and Policies for reducing the number of Poverty-Level Families

Through CDBG Public Service grants, the City has partnered with subrecipients for purposes and programs such as adult financial literacy, utility assistance, jobs training, and employability skills training; through Microenterprise Assistance Awards, the City has supported job creation. Additionally, the Community Development Division the Bank On Hattiesburg Program to educate the un-banked and under-banked population in hopes that they may better understand how banking works and steer clear of predatory lending institutions. Microenterprise activities, and the Bank On program are all activities that the City intends to carry out in the coming period. The city has developed a Financial Literacy Master Plan.

How are the Jurisdiction poverty reducing goals, programs, and policies coordinated with this affordable housing plan

The City recognizes the value of homeownership, but also recognizes the challenges that face lower-income households in achieving homeownership. As such, the City intends to continue to support efforts such as financial literacy, utility assistance, jobs training, employability skills training, Bank On, Microenterprise development, and other economic development activities, because through efforts like these, lower-income individuals and families can be afforded a hand-up and potential catalyst to help them out of poverty, toward financial independence, and possibly toward homeownership. The City also intends to continue partnerships with affordable housing agencies such as Hattiesburg Area habitat for Humanity that offers more than a home for sale, but also individualized case management and support that is something typical mortgage lending institutions may not be capable of offering.

SP-80 Monitoring – 91.230

Describe the standards and procedures that the jurisdiction will use to monitor activities carried out in furtherance of the plan and will use to ensure long-term compliance with requirements of the programs involved, including minority business outreach and the comprehensive planning requirements

It is City policy to monitor all subrecipients and CHDOs annually. The simplicity of an agreement & scope of services may only justify a desk monitoring, but most agreements/agencies will be monitored on site. The City's Community Development Division (CDD) will monitor its own performance in the course of creating the annual CAPER, and will reflect on outcomes, achievements, and shortcomings in the creation of each year's Action Plan.

On-site monitoring will involve identifying an agreeable date and sending a confirmation letter including a brief summary of topics that may be reviewed. As an assistance tool, staff uses an in-house monitoring form for Subrecipients. Staff utilizes checklists from HUD.gov for on site monitoring visits of CHDOs; the form(s) used depend on the type of project the CHDO is undertaking and activity undertaken since the last monitoring. In all visits, results from prior monitoring may be used to identify whether or not concerns have been addressed. Visits and desk reviews include an assessment of performance related to program guidelines (HUD and local) and contracted timelines to ensure timeliness. To conclude visits, staff verbally identifies areas that may be findings or concerns. Staff sends a letter within 30 days listing any concerns or findings and any required corrective action. Follow up continues as necessary until findings are addressed.

On site monitoring visits focus on program and project details. Code requirements and quality standards are monitored throughout each housing or construction project. The CDD's Inspector visits all projects periodically to review progress, confirm work claimed on funding requests, and serve as an advisor prior to scheduled technical inspections by the building official. The CDD Inspector visits sites of in-house projects no less than weekly or as progress dictates.

All housing and infrastructure projects are required to follow the same permitting process a private entity would follow in similar projects. The City's Department of Urban Development (UD) is the author and administrator of the City's Comprehensive Plan, and also administers the permitting process. Taking all such CDD projects through UD for some manner of approvals ensures that CDD projects comply to the greatest extent possible with the intent of the Comprehensive Plan.

The City engages in outreach to minority & women-owned businesses through strategic partnerships with organizations at the state & local levels. In 2015, the City partnered with the MS Development Authority to host a Model Contractor Development Workshop. This workshop targeted DBEs & covered a range of topics including business structure, finance, bonding and developing proposal/bids. The city continues to partner with the Area Development Partnership in an effort to identify DBEs and develop services and programs to increase capacity. The ADP maintains a Minority Business Directory and targets these businesses with its loan programs and other services. The Community Development staff conducts annual physical inspections of all CHDO HOME rental housing units during the affordability period. The CHDOs are required to re-certify tenants income annually and to provide the City with the results. For houses that receive substantial rehabilitation assistance, the City records a Deed of Trust on the property which contains a 5-year affordability period which contains provision for notification to the city when the owner attempts to sale or refinance before the affordability period is up and when the owner is tardy with their homeowners insurance.

Expected Resources

AP-15 Expected Resources – 91.220(c)(1,2)

Introduction

Anticipated Resources

Program	Source of Funds	Uses of Funds	Expected Amount Available Year 1				Expected Amount Available Remainder of ConPlan \$	Narrative Description
			Annual Allocation: \$	Program Income: \$	Prior Year Resources: \$	Total: \$		
CDBG	public - federal	Acquisition Admin and Planning Economic Development Housing Public Improvements Public Services	560,001	0	0	560,001	2,240,004	The expected amount for the remainder of the Con Plan is simply the Year 1 amount multiplied by 4. Also, the Program Income figure is zero, but changes in programming could potentially create Program Income. Prior Year resources listed are an estimate only based on existing resources and an approximation of expenditures to be made between the writing of the Con Plan and the end of the 2018 Program Year.

Program	Source of Funds	Uses of Funds	Expected Amount Available Year 1				Expected Amount Available Remainder of ConPlan \$	Narrative Description
			Annual Allocation: \$	Program Income: \$	Prior Year Resources: \$	Total: \$		
HOME	public - federal	Acquisition Homebuyer assistance Homeowner rehab Multifamily rental new construction Multifamily rental rehab New construction for ownership TBRA	317,860	0	0	317,860	1,271,440	The expected amount for the remainder of the Con Plan is simply the Year 1 amount multiplied by 4. Also, the Program Income figure is zero, but changes in programming could potentially create Program Income. Prior Year resources listed are an estimate only based on existing resources and an approximation of expenditures to be made between the writing of the Con Plan and the end of the 2018 Program Year.
Other	public - federal	Acquisition Admin and Planning Economic Development Housing Public Improvements Public Services	0	0	0	0	321,280	Atypical, special allocation.

Table 55 - Expected Resources – Priority Table

Explain how federal funds will leverage those additional resources (private, state and local funds), including a description of how matching requirements will be satisfied

The City hopes to continue its partnerships through groups such as the Housing Roundtable and the Pinebelt Coalition on Homelessness in a concerted effort to strategically address problems and mutual concerns. As in the past, the City values these and other such partnerships as community partners bring differing resources to the table - funding, volunteers, services, etc. - for mutual benefit. The City will also continue to seek out funding opportunities such as those available for housing activities through the Federal Home Loan Bank, the Mississippi Home Corporation. The City will continue its relationship with PRVO. After the City completes substantial rehabilitation projects, PRVO will provide HVAC systems to eligible households as long as they have funding. Regarding matching requirements, the City of Hattiesburg does not have a local HOME matching requirement. The does not plan to provide funding for any public services during the duration of this Consolidated Plan.

If appropriate, describe publically owned land or property located within the jurisdiction that may be used to address the needs identified in the plan

The City has recently utilized its mapping capabilities to identify City and State owned property throughout the City of Hattiesburg. These properties are reviewed periodically when need arises for particular projects, and the City intends to continue this approach of utilizing property already in its inventory (when appropriate) before seeking property to purchase.

Discussion

Annual Goals and Objectives

AP-20 Annual Goals and Objectives

Goals Summary Information

Sort Order	Goal Name	Start Year	End Year	Category	Geographic Area	Needs Addressed	Funding	Goal Outcome Indicator
1	Housing Programs (including Affordable Housing)	2018	2022	Affordable Housing		Acquisition Emergency Repair Housing Rehabilitation Rental Rehabilitation	CDBG: \$223,001 HOME: \$234,074	Rental units rehabilitated: 2 Household Housing Unit Homeowner Housing Added: 1 Household Housing Unit Homeowner Housing Rehabilitated: 11 Household Housing Unit
3	Down Payment Assistance	2018	2022	Affordable Housing		Down Payment Assistance	HOME: \$50,000	Direct Financial Assistance to Homebuyers: 7 Households Assisted
9	Public Facilities	2018	2022	Non-Housing Community Development		Public Facility Improvement Public Services	CDBG: \$225,000	

Table 56 – Goals Summary

Goal Descriptions

1	Goal Name	Housing Programs (including Affordable Housing)
	Goal Description	Housing Programs include substantial rehabilitation of owner-occupied units, emergency and minor repairs, project delivery, acquisition and rental rehabilitation..
3	Goal Name	Down Payment Assistance
	Goal Description	Downpayment assistance in the form of closing costs.
9	Goal Name	Public Facilities
	Goal Description	Acquisition and renovation of a facility for use in low to moderate income areas for various community functions, recreational uses, and services.

Projects

AP-35 Projects – 91.220(d)

Introduction

The following is a listing of projects that the City of Hattiesburg proposes to undertake using CDBG and HOME funds anticipated for 2018

Projects

#	Project Name
1	CDBG Administration
2	CDBG Housing Programs
3	HOME Administration
4	HOME Housing Programs
5	Down Payment Assistance
6	CHDO Set-Aside
7	CDBG Public Facilities

Table 57 – Project Information

Describe the reasons for allocation priorities and any obstacles to addressing underserved needs

The allocation of funding is in keeping with the priority needs identified in the Consolidated Plan. Housing issues such as rehabilitation, code compliance, and affordability continue to be the greatest priority identified, and is allocated the greatest amount of funding. Need for public community facilities in certain neighborhoods was also identified through public engagement. These are the only priority areas that the city will provide funding for through the 2018 program year.

AP-38 Project Summary
Project Summary Information

1	Project Name	CDBG Administration
	Target Area	
	Goals Supported	Housing Programs (including Affordable Housing) Down Payment Assistance
	Needs Addressed	Housing Rehabilitation Emergency Repair Down Payment Assistance Acquisition
	Funding	CDBG: \$112,000
	Description	Overall and day-to-day administration of the CDBG Program.
	Target Date	9/30/2019
	Estimate the number and type of families that will benefit from the proposed activities	
	Location Description	
	Planned Activities	
2	Project Name	CDBG Housing Programs
	Target Area	
	Goals Supported	Housing Programs (including Affordable Housing)
	Needs Addressed	Housing Rehabilitation Emergency Repair
	Funding	CDBG: \$223,001
	Description	Funding for all CDBG Housing Activities.
	Target Date	9/30/2019
	Estimate the number and type of families that will benefit from the proposed activities	5-7 households of low and/or moderate income families.
	Location Description	
	Planned Activities	Owner-occupied rehabilitation.
3	Project Name	HOME Administration
	Target Area	

	Goals Supported	Housing Programs (including Affordable Housing) Down Payment Assistance
	Needs Addressed	Housing Rehabilitation Acquisition
	Funding	HOME: \$31,786
	Description	Overall and day-to-day administration of the HOME Program.
	Target Date	9/30/2019
	Estimate the number and type of families that will benefit from the proposed activities	
	Location Description	
	Planned Activities	
4	Project Name	HOME Housing Programs
	Target Area	
	Goals Supported	Housing Programs (including Affordable Housing)
	Needs Addressed	Housing Rehabilitation
	Funding	HOME: \$188,385
	Description	Funding of HOME housing activities, primarily substantial home rehabilitation.
	Target Date	9/30/2019
	Estimate the number and type of families that will benefit from the proposed activities	six low and very/low income households.
	Location Description	
	Planned Activities	There are no targeted areas.
5	Project Name	Down Payment Assistance
	Target Area	
	Goals Supported	Down Payment Assistance
	Needs Addressed	Down Payment Assistance
	Funding	HOME: \$50,000

	Description	Provide down payment assistance to low and very low income first time homebuyers.
	Target Date	9/30/2019
	Estimate the number and type of families that will benefit from the proposed activities	A minimum of 5 low and very low income first time homebuyers.
	Location Description	
	Planned Activities	Downpayment Assistance.
6	Project Name	CHDO Set-Aside
	Target Area	
	Goals Supported	Housing Programs (including Affordable Housing)
	Needs Addressed	
	Funding	HOME: \$47,679
	Description	Funding to be awarded to a CHDO for an affordable housing activity that benefits low and very low income persons.
	Target Date	9/30/2019
	Estimate the number and type of families that will benefit from the proposed activities	One or two low or very low income households depending of activity chosen by CHDO.
	Location Description	
	Planned Activities	
7	Project Name	CDBG Public Facilities
	Target Area	
	Goals Supported	Public Facilities
	Needs Addressed	Public Facility Improvement Public Services
	Funding	CDBG: \$225,000
	Description	Acquisition and renovation of a facility for use in low to moderate income areas for various community functions, recreational uses, and services.
	Target Date	12/31/2020

	Estimate the number and type of families that will benefit from the proposed activities	The project is proposed to benefit a low to moderate income neighborhood. The number anticipated to benefit will depend on the exact neighborhood identified. Family types are expected to vary, including single-individual households, multiple-individual households, single-parent households, two-parent households, elderly households, disabled individuals, etc. The expectation is that the neighborhood selected will be significantly low-income.
	Location Description	To be determined
	Planned Activities	Acquisition and renovation of a facility for use in low to moderate income areas for various community functions, recreational uses, and services.

AP-50 Geographic Distribution – 91.220(f)

Description of the geographic areas of the entitlement (including areas of low-income and minority concentration) where assistance will be directed

With the exception of the Facade Improvement Program, none of the activities proposed for the 2018 Action Plan are directed geographically, meaning that there is not a prescribed area in which these activities are required to take place. Public Facilities, Microenterprise Assistance, Housing Rehabilitation, Emergency Repair, Demolition, Down Payment Assistance, and other Affordable Housing activities are allowable Citywide. However, these activities have historically taken place in areas of low-income and minority concentration. Such areas include the greater portion of Wards 2, 4, and 5, which are better identified by U.S. Census tracts 001, 002, 003, 004, 005, 006, 011, and 105. Public Service grants are likewise, not directed geographically, but tend to be centered in low-income areas by virtue of the clients that the agencies serve. The Facade Improvement Program is directed to the downtown area as a program policy in an effort to continue the revitalization of the historic downtown. Public Facilities projects will be directed to neighborhoods of particular need for such activities, but the area(s) are not targeted.

Geographic Distribution

Target Area	Percentage of Funds

Table 58 - Geographic Distribution

Rationale for the priorities for allocating investments geographically

No activities in the 2018 Action Plan are geographically driven.

Discussion

Affordable Housing

AP-55 Affordable Housing – 91.220(g)

Introduction

One Year Goals for the Number of Households to be Supported	
Homeless	0
Non-Homeless	17
Special-Needs	0
Total	17

Table 59 - One Year Goals for Affordable Housing by Support Requirement

One Year Goals for the Number of Households Supported Through	
Rental Assistance	0
The Production of New Units	1
Rehab of Existing Units	11
Acquisition of Existing Units	5
Total	17

Table 60 - One Year Goals for Affordable Housing by Support Type

Discussion

The figures provided above are taken from the total goals from all activities/projects anticipated within the 2018 Action Plan with the exception of Administrative activities, and Public Facilities Activities. To a large degree, the goals for each category of household or housing project type are unknown because they will vary depending on the type of households that apply for downpayment assistance or for any housing developed by CHDO's. The numbers above are a tabulation of each type as listed in the goals outlined earlier in the Action Plan. The number of house holds supported included among the non-homeless are those households anticipated to directly benefit for housing rehabilitation activities.

AP-60 Public Housing – 91.220(h)

Introduction

The Hattiesburg Housing Authority manages 296 Public Housing units in the City of Hattiesburg.

Actions planned during the next year to address the needs to public housing

The City of Hattiesburg stands ready to support the Hattiesburg Housing Authority in any way possible, particularly as the HHA seeks to replace many of its older units in the coming years.

Actions to encourage public housing residents to become more involved in management and participate in homeownership

The Housing Authority will continue to host monthly resident meetings at each of its developments to engage its residents. Guest speakers will be scheduled as appropriate to bring residents valuable information related to the City, the schools, civic service agencies, or others as may be pertinent. The HHA will also continue to host National Night Out Against Crime events as an opportunity to engage residents.

The City of Hattiesburg continue to offer homeownership options through our homebuyer education program. The City will continue to work with public housing management to encourage homeownership options through downpayment assistance, Family Self-Sufficiency (FSS) Program, and Section 8 Housing Choice Voucher Program. In addition, the City will continue to chair/hold quarterly Housing Roundtable meetings for the purpose of be bringing together organizations throughout the city to engage in collaborative opportunities and services in support of affordable housing for low to moderate income households.

If the PHA is designated as troubled, describe the manner in which financial assistance will be provided or other assistance

n/a

Discussion

AP-65 Homeless and Other Special Needs Activities – 91.220(i)

Introduction

Describe the jurisdictions one-year goals and actions for reducing and ending homelessness including

Reaching out to homeless persons (especially unsheltered persons) and assessing their individual needs

The City of Hattiesburg actively participates in meetings of the Pinebelt Coalition on Homelessness and supports the efforts of individual organizations whose mission is to serve homeless populations. The City intends to continue this collaboration in 2018, and intends to increase efforts in serving the homeless community by way of funding supportive services offered by appropriate agencies. The City also intends to support these agencies in attaining funding for additional emergency and transitional shelter. The City has a full-time Homeless coordinator to assist the city and homeless support agencies with all homeless issues.

Addressing the emergency shelter and transitional housing needs of homeless persons

As previously stated, the City intends to continue its collaboration with organizations whose missions include services and housing for homeless persons. The City will support these agencies in competing for and attaining funding for additional emergency and transitional shelter, and may, as funding allows, consider opportunities to support new sustainable programs for emergency and/or transitional housing. More direct support for these housing needs will likely come through Public Facility Improvement activities, which may be more feasible in future years. the City has a full time Homeless Coordinator to assist with all homeless issues in the City.

Helping homeless persons (especially chronically homeless individuals and families, families with children, veterans and their families, and unaccompanied youth) make the transition to permanent housing and independent living, including shortening the period of time that individuals and families experience homelessness, facilitating access for homeless individuals and families to affordable housing units, and preventing individuals and families who were recently homeless from becoming homeless again

The City of Hattiesburg's partner agencies in the field of homelessness and special needs clients are well organized and maintain close working relationships. The City also facilitates a Housing Roundtable – an organization focused on a variety of housing concerns in Hattiesburg. Though the two coalitions differ somewhat in purpose, there is a great deal of overlap in both subject matter and membership. The City's intended (continued) support of the agencies within both groups are an opportunity to address transition to independent living, affordable housing, and ensuring appropriate case management, as the

organizations have already proven capable of doing. The City has a Homeless Coordinator to assist with all homeless issues.

Helping low-income individuals and families avoid becoming homeless, especially extremely low-income individuals and families and those who are: being discharged from publicly funded institutions and systems of care (such as health care facilities, mental health facilities, foster care and other youth facilities, and corrections programs and institutions); or, receiving assistance from public or private agencies that address housing, health, social services, employment, education, or youth needs

The City has recently supported financial literacy programs, utility assistance programs, and job/skills training programs with CDBG assistance. Forrest General Hospital has a process for identifying homeless persons and persons with substance abuse problems that may require certain case management or supportive service resources, and there is a well-organized process by which people are referred to appropriate agencies that may be able to assist. The City intends to support activities that will assist all manners of homelessness, including the prevention thereof.

Discussion

AP-75 Barriers to affordable housing – 91.220(j)

Introduction:

Hattiesburg has historically supported efforts to meet housing needs of its citizens and has been proactive in the provision of housing to its low- and moderate-income residents. In the 1938-1939 timeframe, the City created one of the first housing authorities in the State of Mississippi. The City supported the creation of the Mississippi Regional Housing Authority No. VIII and its efforts to bring Section 8 assistance to City residents.

The Official Zoning Ordinance and Subdivision Regulations make provisions for affordable housing and provide protection to citizens by ensuring proper land use and high quality residential land development.

Actions it planned to remove or ameliorate the negative effects of public policies that serve as barriers to affordable housing such as land use controls, tax policies affecting land, zoning ordinances, building codes, fees and charges, growth limitations, and policies affecting the return on residential investment

The City's zoning ordinance and related regulations are conducive to affordable housing development. As public policies are concerned, the only notable barrier to affordable housing has to do with development in flood zones where FEMA regulations create limitations on the value/cost of rehabilitation that can take place on existing structures. Historically, new affordable housing has not been created in flood zones when using CDBG or HOME funds because of the challenges of meeting the development requirements. The City will make it known to partner agencies and CHDOs that such new developments are possible given compliance with certain development and insurance requirements.

Discussion:

The City continues to implement housing rehabilitation programs to upgrade owner-occupied housing. Through its three CHDOs, the City of Hattiesburg is supporting affordable housing initiatives providing for the construction of new affordable housing and homebuyer down-payment assistance programs. These activities serve to reduce affordable housing barriers. The City has also partnered with service providers in areas of adult financial literacy, jobs training, and employability skills training - all of which address barriers individuals may have in attaining affordable housing. The City will continue to support such programs.

AP-85 Other Actions – 91.220(k)

Introduction:

Actions planned to address obstacles to meeting underserved needs

Several of the City of Hattiesburg's CDBG and HOME funded activities seek to address underserved needs by way of affordable housing, housing rehabilitation, and assistance to non-profit organizations with such missions, among others. The City will continue these efforts in the coming years, and will also continue work in areas of obstacles pertaining to affordable housing.

Actions planned to foster and maintain affordable housing

In this planning period, the City will continue to make its Down Payment Assistance Program available, will continue to promote the Bank On Hattiesburg Program, and will continue to address code compliance in an effort to continue improving housing stock.

Actions planned to reduce lead-based paint hazards

Through the City's ongoing Housing Rehabilitation, Emergency Repair, and other housing activities, the City and its partners comply with 24 CFR Part 35, which often requires lead-based paint abatement. These activities will be continued in 2018 along with the potential for addressing LBP hazards in housing as a stand-alone activity.

Actions planned to reduce the number of poverty-level families

The City will continue to support non-profits and public efforts to improve adult financial literacy, and will continue to promote Bank On Hattiesburg in an effort to address the high number of households in the area that are either un-banked or under-banked and may rely on predatory lenders and other non-traditional financial institutions.

Actions planned to develop institutional structure

The City plans to continue facilitating the Housing Roundtable, participating in the Pinebelt Coalition on Homelessness, and participating with other similar organizations as the opportunity arises. The City will also continue to support agencies in the area as they may have opportunities to compete for grants that serve the needs identified in the City's Consolidated Plan or other opportunities that are of a community benefit. The mayor and city staff have conducted ward meetings and meetings with neighborhood associations and will continue until all have been visited. The introduction of Public Facilities activities is in part intended to further support the development of institutional structure within neighborhoods - facilitating improved opportunities for neighborhood organization activities and other non-profit,

recreational, or other agency use for community development purposes.

Actions planned to enhance coordination between public and private housing and social service agencies

As stated previously, the City will continue to participate with the Housing Roundtable and the Pinebelt Coalition on Homelessness, and will continue to encourage agencies that have a mutual interest to participate as well. The City continue to work with United Way and Bank-On to provide reasonable costs banking services and financial literacy education to all residents, especially the un-banked and the under-banked.

Discussion:

Program Specific Requirements

AP-90 Program Specific Requirements – 91.220(l)(1,2,4)

Introduction:

Community Development Block Grant Program (CDBG)

Reference 24 CFR 91.220(l)(1)

Projects planned with all CDBG funds expected to be available during the year are identified in the Projects Table. The following identifies program income that is available for use that is included in projects to be carried out.

1. The total amount of program income that will have been received before the start of the next program year and that has not yet been reprogrammed	0
2. The amount of proceeds from section 108 loan guarantees that will be used during the year to address the priority needs and specific objectives identified in the grantee's strategic plan.	0
3. The amount of surplus funds from urban renewal settlements	0
4. The amount of any grant funds returned to the line of credit for which the planned use has not been included in a prior statement or plan	0
5. The amount of income from float-funded activities	0
Total Program Income:	0

Other CDBG Requirements

1. The amount of urgent need activities	0
2. The estimated percentage of CDBG funds that will be used for activities that benefit persons of low and moderate income. Overall Benefit - A consecutive period of one, two or three years may be used to determine that a minimum overall benefit of 70% of CDBG funds is used to benefit persons of low and moderate income. Specify the years covered that include this Annual Action Plan.	70.00%

HOME Investment Partnership Program (HOME)

Reference 24 CFR 91.220(l)(2)

1. A description of other forms of investment being used beyond those identified in Section 92.205 is as follows:

The City has no other forms of investment beyond identified in section 95.205.

2. A description of the guidelines that will be used for resale or recapture of HOME funds when used

for homebuyer activities as required in 92.254, is as follows:

CITY OF HATTIESBURG

HOME PROGRAM – RECAPTURE PROVISIONS

Recapture Provisions HOME program regulations governing recapture when a HOME participating jurisdiction (City of Hattiesburg) uses HOME funds to assist homebuyers are set forth in 24 CFR Part 92.254(a)(5). By virtue of the fact that the City of Hattiesburg uses HOME funds to assist homebuyers, all homebuyers programs provided by the City of Hattiesburg and its sub-recipients must include guidelines for recapture as required by HUD. The 2013 HOME Program Final Rule updated the requirements of Resale and Recapture. As per 24 CFR Part 92.254(b) the requirements set forth for resale/recapture will be provided in a separate written agreement between the City of Hattiesburg and the sub-recipient and/or beneficiary. Homebuyer Assistance Programs – The City of Hattiesburg will utilize the same Recapture requirements.

Funds subject to *recapture* – include direct subsidy of HOME investment that enabled the homebuyer to purchase the property. This includes down payment assistance, closing costs or other HOME assistance provided directly to the homebuyer.

Net proceeds are defined as the sales price minus superior loan repayment (other than HOME funds) and any closing costs.

The *Recapture* requirements of all the homebuyer assistance programs that utilize direct financial assistance include the following provisions and is included in the Program Written Participation Agreement and the Deed of Trust and Promissory Note:

• The Deed of Trust and Promissory Note (lien), attached to the property to enforce recapture will be executed at loan closing and recapture guidelines adhered to by the homebuyer. The lien also restricts the homebuyer's ability to refinance during the period of affordability without approval. (See refinance/subordination policy).

• The lien will depreciate annually in equal increments based on the affordability period, 5 years (20% per year), 10 years (10% per year), and 15 years (6.66% per year).

3. A description of the guidelines for resale or recapture that ensures the affordability of units acquired

with HOME funds? See 24 CFR 92.254(a)(4) are as follows:

CITY OF HATTIESBURG

HOME PROGRAM – RECAPTURE PROVISIONS

Recapture Provisions

HOME program regulations governing recapture when a HOME participating jurisdiction (City of Hattiesburg) uses HOME funds to assist homebuyers are set forth in 24 CFR Part 92.254(a)(5). By virtue of the fact that the City of Hattiesburg uses HOME funds to assist homebuyers, all homebuyers programs provided by the City of Hattiesburg and its sub-recipients must include guidelines for recapture as required by HUD.

The 2013 HOME Program Final Rule updated the requirements of Resale and Recapture. As per 24 CFR Part 92.254(b) the requirements set forth for resale/recapture will be provided in a separate written agreement between the City of Hattiesburg and the sub-recipient and/or beneficiary.

Homebuyer Assistance Programs – The City of Hattiesburg will utilize the same Recapture requirements.

Funds subject to *recapture* – include direct subsidy of HOME investment that enabled the homebuyer to purchase the property. This includes down payment assistance, closing costs or other HOME assistance provided directly to the homebuyer.

Net proceeds are defined as the sales price minus superior loan repayment (other than HOME funds) and any closing costs.

The *Recapture* requirements of all the homebuyer assistance programs that utilize direct financial assistance include the following provisions and is included in the Program Written Participation Agreement and the Deed of Trust and Promissory Note:

The Deed of Trust and Promissory Note (lien), attached to the property to enforce recapture will be executed at loan closing and recapture guidelines adhered to by the homebuyer. The lien also restricts the homebuyer's ability to refinance during the period of affordability without approval. (See refinance/subordination policy).

The lien will depreciate annually in equal increments based on the affordability period, 5 years (20% per year), 10 years (10% per year), and 15 years (6.66% per year).

4. Plans for using HOME funds to refinance existing debt secured by multifamily housing that is rehabilitated with HOME funds along with a description of the refinancing guidelines required that will be used under 24 CFR 92.206(b), are as follows:

N/A

Based on the HOME Affordable Homeownership, the City will determine 95% of the median area purchase price set forth at CFR 92.254 (a)(2)(iii). For single-family housing, this does not exceed \$148,000.00. Eligible applicants for the City's DPA and Rehabilitation Programs are low and very-low income residents of the City. The City uses a number of public forums and events to promote its programs and to solicit applicants. Information may be obtained in the Community Development office Monday-Friday from 8:00 am to 5:00 pm. For CHDO Set-Aside funds, the eligible applicants are local not-for-profit housing development organizations that can meet HOME CHDO requirements. These agencies are solicited through a Request for Proposal process.

Attachments

Citizen Participation Comments

Citizen Participation Record Content:

- The first 35 Pages consist of the citizen participation record submitted with the original 2018-2022 Consolidated Plan.
- The last 7 pages consist of the citizen participation record related to the May, 2020 amendment incorporating \$321,280 in CDBG-CV funds into the Consolidated Plan.

Citizen Participation Comments



MAYOR
Toby Butler

CLERK - KATHY HILL
Kathy Hill

COMPTROLLER - KATHY HILL
Kathy Hill

COMPTROLLER - KATHY HILL
Kathy Hill

COMPTROLLER - KATHY HILL
Kathy Hill

COMPTROLLER - KATHY HILL
Kathy Hill

January 4, 2018

2018-2022 CONSOLIDATED PLAN and
UPDATE OF ANALYSIS of IMPEDIMENTS TO FAIR HOUSING
INTERAGENCY MEETING AGENDA

- A. WELCOME
- B. Introductions
- C. Purpose of the Meeting
- D. Analysis of Impediments to Fair Housing Discussion
- E. 2018-2022 Consolidated Plan Discussion
- F. Questions
- G. Adjournment

2018-2022 Consolidated Plan and Update of Analysis of Impediments to Fair Housing

Consolidated Plan
OMB Control No: 2506-0117 (exp. 06/30/2018)

HATTIESBURG

143

MEETING SIGN-IN SHEET

Project: 5-Year Consolidated Plan Public Hearing
 Facilitator: Catherine Williams
 Meeting Date: 01/04/2018 - Incoming Meeting
 Room/Room: Train Depot

Name	Company	Phone	E-Mail
1 Scott Platt	Soldier Army	(601) 946-5743	scott.platt@usar.army.mil
2 Charles Epton	Life of Hussar No. 4000	601 523 2000	charles.epton@lifeofhussar.com
3 Sharon Mark	C.O.H.	601 545-4978	sharonmark@hattiesburg.ms.com
4 Trade Towler	United Way	601-525-7711	trade@unitedway.org
5 Clarence Williams	COA	601-243-4218	
Kathy Garner	AIDS Service Unit	601-459-4700	kag@msgate.com

Page 1 of 5

MEETING SIGN-IN SHEET

Project: 5-Year Consolidated Plan Public Hearing Meeting Dates: 07/07/2018 - Emergency Meeting
Facilitator: Clarence Williams Place/Room: Trail Depot

Name	Company	Phone	E-Mail
Teri Goss	Carry Children's Services	407-582-8899	teri.goss@mycampy.org
Astrid Lewis	The Angel Light Ministries	(407) 389-0845	astrid.lewis@thangelighthouse.org
Ivory Williams	ACE	601-281-0820	ivory.williams@ace.com
Wendee Swinson	Forefront	601-373-7924	wendee.swinson@forefront.com
Nehemia Courtes	The Angel Light Ministries	407-582-8899	nehemia.courtes@angelighthouse.org

Page 1 of 5

MEETING SIGN-IN SHEET

Project: 5-Year Consolidated Plan Public Hearing Meeting Date: 01/09/2018 - Interagency Meeting
Facilitators: CHRISTOPHER WILLIAMS Place/Room: Trial 11 Dept.

Name: Company: Phone: E-Mail:

Sim Proff Christian Services (a) 502-333-1111 simproff@christianservices.org

January 8, 2018
2018-2022 CONSOLIDATED PLAN and
UPDATE OF ANALYSIS of IMPEDIMENTS TO FAIR HOUSING
PUBLIC HEARING AGENDA

A. WELCOME

B. Introductions

C. Purpose of the Meeting

D. Analysis of Impediments to Fair Housing - Discussion

E. 2018-2022 Consolidated Plan Discussion

F. Questions

G. Adjournment

MEETING SIGN-IN SHEET

Project: 5 Year Corro Data Plan 2016, Hattiesburg
 Facilitator: Catherine Williams
 Meeting Date: 01/08/2018
 Place/Room: Jackie Davis Sherill Community Center

Name	Company	Phone	E-Mail
Des Johnson	USM		desj@usm.com
Robert Jones	COH	817-223-1835	Robert.Jones@coh.com
Chadwick Williams	COH	601-466-5389	chadwick.williams@coh.com

MEETING MINUTES

GAOHS Public Hearing

Held at the Jackie Dole Community Center

The meeting began at 6:17 P.M.

The meeting was attended by Mr. Clarence Williams, Mr. Wes Johnson, and Ms. Khadijah Muhammad.

- The introduction included the of the programs agenda and the purpose of the meeting by Mr. Clarence Williams.
- Mr. Williams explained the details of the AFFH Act.
- The disability rule and regulations stating that the person has been treated by a facility for drug and alcohol addiction is now considered to have a disability.
- Mr. Wes Johnson, asked about a property located near Hwy 49 that is possibly housing individuals that are positive for having HIV and AIDS?
- Mr. Clarence replied, "I'm not sure if we have a location there, but I will do some research on that topic."
- Ms. Muhammad, was from the Westwood Audubon Neighborhood Association.
- The purpose of the meeting is to research as to whether/what we can use our HUD Resources on in the community.
- Question: Ms. Muhammad, the question of the group is about what we need to have for individuals that have been convicted and released with a record?
- The list of qualified discrimination include the following from the handout: a person's race, color, national origin, religion, sex, financial status, and disability.
- Mr. Wes Johnson, helping people that are in the revolving door of jail and the street, is a task that we need funding for helping to keep them on a straight path.
- Mr. Williams explained that the organizations are eligible to present a proposal for the request for fund to help impede the revolving door.
- The city uses some of the funds for an Emergency Repairs and Minor Home Repair program that spends up to \$10,000.00 per project, of which \$500.00, is used as administrative fees paid to the nonprofit organization that performs the oversight of the activities.

- Public services are eligible to receive up to 15% of the total allocation of funds given to the presiding jurisdiction.
- We spend the monies based on the requests of the citizen and the constituents.
- Has the allocation been made and determined for 2018?
- No the city has recently as last month (December 2017) gotten the 2017 monies because the disbursement is based on the Federal Government's allocation for each state and the presiding jurisdiction.
- Mr. Wes Johnson requested a copy of the current consolidated plan?
- Mr. Williams said that he would give Mr. Johnson an electronic copy of the consolidated plan for you to take a look at the previous 5 year plan that has just ended.
- The University Baptist Church has a home that they use for individuals and families to get readjusted to the responsibilities of having a home.
- What is being done about the unbanked in the City of Hattiesburg?
- The city has a program called bank on that allows the people who are under banked or not banked to be allowed to get access to the banking process that allows them to begin the banking process.
- What is the advertisement method for getting the information out to the public?
- The banks within the city advertise within their branches to let people know that they are a part of the initiative.
- The United Way is also doing some advertising and marketing to help the citizens to know about the

January 23, 2018
2018-2022 CONSOLIDATED PLAN and
UPDATE OF ANALYSIS of IMPEDIMENTS TO FAIR HOUSING
PUBLIC HEARING AGENDA
A. WELCOME
B. Introductions
C. Purpose of the Meeting
D. Analysis of Impediments to Fair Housing – Discussion
E. 2018-2022 Consolidated Plan Discussion
F. Questions
G. Adjournment

MEETING SIGN-IN SHEET

Project:	5-Year Consolidated Plan Public Hearing	Meeting Date:	01/23/2018
Facilitator:	Clarence Williams	Place/Room:	C. E. Roy Community Center

Name	Company	Phone	Email
Ann McCullen	Education's Secret Technology Center	601-544-6124 601-544-5359	adrian@edulisn.com
Robert Jones	City of Hattiesburg	601-554-1026	rgjones@hottiesburg.ms.gov
Sam Buchanan	MS Order of Legal Services	601-598-2050	sbuchanan@mslegalservice.org
William Wells, owner	Wells	601-145-4516	
John Kade	St. John Lutheran Jr.	308-332-3552	johankade17@gmail.com
John Jopling	MS Center for Justice	228-546-7399	
Ricky Underhill	Proctor-Knox St. High School	601-447-7102	Proctor-Knox@proctor-knox.org
Andrew	CUH	795-4678	
Scott Basked	Boyle MC City MC	601-594-5657	boylemc@boylemc.com
Richard Hallman	Millene-Walton	601-325-1207	
John	Longhorn		john@longhorn.com
John Thudiseth	WDM	601-270-1806	John.Thudiseth@wdm.ms.gov
Andrew N. Knight	Noble A. Chagnon	601-337-6592	Andrew.N.Knight@noblea.com

Page 3 of 5

MEETING SIGN-IN SHEET

Project: 5-Year Consolidated Plan Public Hearing Meeting Dates: 01/23/2018
 Facilitator: Clarence Williams Place/Room: C. E. Roy Community Center

Name	Company	Phone	E-Mail
Teanne Anthony	None	601-336-2311	teanne_anthony@yahoo.com
Cynthia Rogers		601-540-1491	Cynthia.Rogers@att.net
Creola McCarty		601-408-4433	
Denise Edwards		601-408-7574	deniseedwards@att.net
Natlie Williams		601-543-0716	
Melba Williams	Mobility Dome	601-447-7102	

MEETING MINUTES

01/23/18 Public Hearing

Held at the C.B. Roy Community Center

The meeting began at 6:11 P.M.

The meeting was attended by Mr. Clarence Williams, Mr. Andrew Ellard, Robert Jones, and (16) sixteen citizens and other organization representatives.

- The introduction included of the programs agenda and the purpose of the public hearing by Mr. Clarence Williams.
- Explained that the last five year consolidated plan is coming to an end and this hearing is to get the input from the community and the organizations that works with the community.
- The explanation of the needs from the community.
- Mr. John Hopkins communicated the Affirmatively Furthering Fair Housing Act for HUD Funding.
- Also Mr. Hopkins informed the audience that the state had received two new grants for the enforcement of Fair housing and the detection of discrimination of the people being performed by agencies.
- The protected classes of the discrimination include race, creed, color, national origin, disability, sex, family status.
- You can belong to more than one class under the classes of the list above.
- Acknowledged and complimented the fact that we (the City of Hattiesburg) have Mr. Clarence Williams for being a part of the administrative team for the program.
- Showed the list of impediments and the opening of the floor for questions and concerns about things included in 1-7
- HUD Funds for HOME Partnership can only be used for housing issues.
- The CDBG Funds are capable of being used primarily for the purpose of paying staff salaries and the other administrative cost for the program.
- Listed the other used of the funds obtained by the City of Hattiesburg
- Substantial Repairs up to \$50,000.00 of assistance per home.
- Emergency and Minor Home Repairs up to \$10,000.00 per home.
- Utility assistance for bills, for the needy, maybe even for first time deposits.
- Mr. Williams stated " we are looking for your comments and concerns in writing to be attached to the five year capital and action plan for the years 2018-2022."

- Ms. McCullum if someone wanted to access the funds of Emergency or Utility funds, how does that happen, what is the protocol for obtaining the funds?
- Mr. Clarence Williams replied, "you can contact Breakthrough Community Services and provided them with the address and phone number for the agency."
- The question was asked about the projects in funding?
- Information was given
- Judge asked where would the person go to be able to access the funds for the Tenant Based Rental Assistance.
- Problems with the situation is that having access to the information, having a need to disperse monies.
- Non-housing development needs
- The monies available for such projects would be up to \$70k to \$75k based on the allotment given to the City of Hattiesburg Community Development.
- The question was asked about the going in to the community and addressing or having a meeting for the need of being addressed in the particular communities that are at most need for the assistance.
- We need the written comments and concerns for the need in writing to go to HUD and to be inserted into the 5 year consolidated action plan to show the greater need for the process and need.
- Is there a deadline for the comments to be submitted?
- The deadline for the meeting this week and the last meeting held on 01/08/18, shall be 02/09/18.
- The question was asked does being in the flood zone matter?
- The answer was yes based on regulations and stipulations there is a percentage of monies that only go towards developing homes in flood zones.
- Can the citizens come together and provide/create a sense of self sufficiency for themselves to allow a people to help each other.
- We should accumulate and disseminate what is being said tonight throughout the communities to allow more awareness.
- What are the income limits for the different household sizes.
- Yes the income limits are able to be found online.
- Microenterprises monies are also given to help businesses that have been in business at least one year and are in a target areas, in the downtown areas.
- Tenant Based Rent Assistance there are not any monies currently in this area

January 24, 2018
CITY OF HATTIESBURG
2018-2022 CONSOLIDATED PLAN and
UPDATE OF ANALYSIS OF IMPEDIMENTS TO FAIR HOUSING
PUBLIC HEARING AGENDA

- A. WELCOME
- B. Introductions
- C. Purpose of the Meeting
- D. Analysis of Impediments to Fair Housing – Discussion
- E. 2018-2022 Consolidated Plan Discussion
- F. Questions
- G. Adjournment

MEETING SIGN-IN SHEET

Project: 5 Year Consolidated Plan Public Hearing Meeting Date: 01/24/2018
 Facilitator: Clarence Williams Place/Room: Lake Terrace Convention Center

Name	Company	Phone	E-Mail
Clarence Williams	COA	601-551-4000	
Chelsey French	ADP	601-345-3525	cfrench@adp.com
Regan Johnson	Breakthrough Corp	228-582-2475	reganjohnson@breakthroughcorp.com
Robert Jones	City of Hattiesburg	601-601-5337	
Lynnda Wilkins	Citizen! (LL)	554-1026	
Peggy Hobson	Citizen COA	601-264-1887	peggy.hobson@coas.com

Page 1 of 5

MEETING MINUTES

01/24/18 Public Hearing

Held at the Lake Terrace Convention Center

The meeting began at 5:15 P.M.

In attendance 6 people

- Introduction performed by Mr. Clarence Williams, giving an opening introduction of the Affirmatively Furthering Fair Housing and the purpose, of the meeting, and analysis of impediment of housing.
- Can you try to focus on neighborhoods or a street to allow more evidence of noticeable improvements?
- The city would have to visit and consider restructuring the way we do things in that regard.
- The Consolidated Plan is an instrument that allows us to prioritize the needs and ways of allocating spending.
- The meeting is also to be able to reach the community members who the funds are primarily for and the challenge is actually getting them there to attend the meetings.
- The next items listed are the main issues that were addressed in the last 5 year consolidated plan.
- Is 53 an issue that affects Hattiesburg, MS?
- Yes the city is beginning the hiring process to hire 2 additional inspectors to complete inspections on the approximate 3,700 rental homes within the city and county.
- Discussed about the getting rid of some of the slum lords in the city.
- Expressions for the ways to allow the new inspectors to inspect properties to ensure good rental property are provided for renters.
- How will the inspections be manned or made known to be performed.
- The second page lists the money allocation and how it was dispersed among the departments and subrecipients.
- The main use of the funds are for the housing projects that are substantial and emergency rehabilitations of home for the elderly, low to moderate income, and disabled individuals.
- The only non-housing program being funded is a grant program for Micro Enterprises Assistance, where the city gives a small of funds.
-

MEETING SIGN-IN SHEET

Project: 5-Year Consolidated Plan Public Hearing Meeting Date: 01/25/2018
 Facilitator: Clarence Williams Place/Room: Thomas Elementary School

Name	Capacity	Phone	E-Mail
Laura Goodwin-Wright	Hattiesburg Habitat	601-566-0801	lhattiesburg@hattiesburg.org
Dwight Wolfe	Hub City/SPKES	601-269-2331	butler@hubcityspokes.com
JOE KINMAN	Lincoln Road	Shoglen Ave.	201-554-0026
CHARLIE KINMAN	USA	202-674-1066	Christopher.Kinman@gmail.com
Robert Jones	City of Hattiesburg	601-554-0026	
KEVIN HARRIS	Resident	601-609-8885	N/A
Heather Richey	Resident	601-600-5520	harrichey8@gmail.com
CHARLIE RICHET	"	"	"
Clarence Wilkerson	former Resident	601-309-1613	clarencewilkerson93@gmail.com
Clarence Williams	CoH	601-545-4582	

MEETING MINUTES

01/25/18 Public Hearing

Held at Thomas Elementary School

The meeting began at 6:15 P.M.

In attendance Mr. Clarence Williams, Mr. Andrew Hillard, Mr. Robert Jones, and 12 others that are on sign in sheet.

- Introduction of the meetings purpose and what's expected to transpire with comments and the desires of the communities within the city of Hattiesburg.
- Gave details about the items and things that are included in the consolidated plan and the 5 year individual action plans.
- The importance of the need for the written comments and concerns of the community.
- When we don't address the items HUD questions the reason why we didn't address items that are listed in the action plan and the consolidated plans.
- The city receives funds each year and we have received approximately \$700,000.
- Majority of the monies are spent rehabbing single family residential houses for the elderly, low to moderate income, and disabled individuals.
- Emergency and Minor Home Repairs where we use Breakthrough Community Services and Hattiesburg Habitat for Humanity.
- Question: What are the administrative fees listed for on the money allocation page?
- Answer: the fees are for the staff's administrative, health insurance, paper, cars/trucks.
- The community here needs a supermarket so that people don't have to ride forever to get food.
- The need of a homeless shelter the comment comes from a Catholic Church.
- There are several vacant buildings in the area that can be partitioned off and allow a separation between being released from jail to getting an apartment.
- The old McCallend Building on Broadway for instance is good building.
- The consolidated plan is a living document so an approval does not have to come from a national HUD Office. No they approve the plan but it does not have to be done.
- How will the rental ordinance help enforce against slum lords.

- There is a plan being put into an ordinance for the city to enforce according to those plans.
- Can the grant funds be used to help initiate the implementation of the program
- It would be difficult to use the funds city wide.
- Can the low income units be the beginning point of the ordinance enforcement?
- Everything would need to be prioritized to get things going?
- Support for the transitional housing is a serious need.
- Are any of these funds being used for family support in the specific area of Dallas Street, Arlington Place, and Francis Street Apartments.
- Having a facility built or renovated for the kids to attend to have a place to go to and stay engaged in activities.
- The citizen was recommended to seek information for the above topic from Parks and Recreation.
- There was an RFP from HUD to get the housing authorities to get funds to offer a place for the children to go and have a place to do something constructive.

February 27, 2018
CITY OF HATTIESBURG
2018-2022 CONSOLIDATED PLAN and
UPDATE OF ANALYSIS OF IMPEDIMENTS TO FAIR HOUSING
PUBLIC HEARING AGENDA
A. WELCOME
B. Introductions
C. Purpose of Public Hearing
D. Analysis of Impediments to Fair Housing – Discussion
E. 2018-2022 Consolidated Plan Needs Assessment – Discussion
F. Questions
G. Adjournment

163

Meeting Date: 2/27/2019
Place/Room: Mt. Olive Baptist Church

E-mail

Jones @ Kaitchesburg MS. 2019

1001-606-9012 Thibault@yahoo.com

UOI 408-2105 R. E. Green 2910 Green St. N. W.

2014666902 Peterson, Sam. 2014

601-434-2007

601-325-3364 ALA

601-606-5544 bully.jc Comcast. net

601 494-3920 www.milkenocean.com

601-246-4550
W 31 34 11

11/11/2011 11:11:11

601121402 chapters 734 Keenan et al

Consolidated Plan
OMU Control No: 2506-0117 (exp. 06/30/2018)

MEETING SIGN-IN SHEET

Project: 2007 CONSTRUCTION FOR NUCLEAR
Facilitator: CHUCK WILSON

Meeting Date: 2/27/2018
Place/Room: 4A New Parker Court

Name	Company	Phone	E-MAIL
Wendy Drake		601 584 6818	wendy@drake.com
Barbara Woodley		601 307 9202	N/A
Apex Ling		601 525 1115	fox@apex.com
Heide Niese		601 297 8867	
Arthur L. Simpson	Enron Kitchell	601 583 3475	ms@enron.com
Dequandra Johnson	Enron Kitchell	601 583 3475	dequandrajohnson@enron.com
James Lee Grant		601 583 7236	lm@hymn.com
Crystal M. Mouton		601 506 1011	N/A
Anthony Barnett		601 297 9729	abarnett@enron.com

HATTIESBURG COUNCIL OF NEIGHBORHOODS
BOARD OF DIRECTOR'S MEETING
FEBRUARY 03, 2018

AGENDA

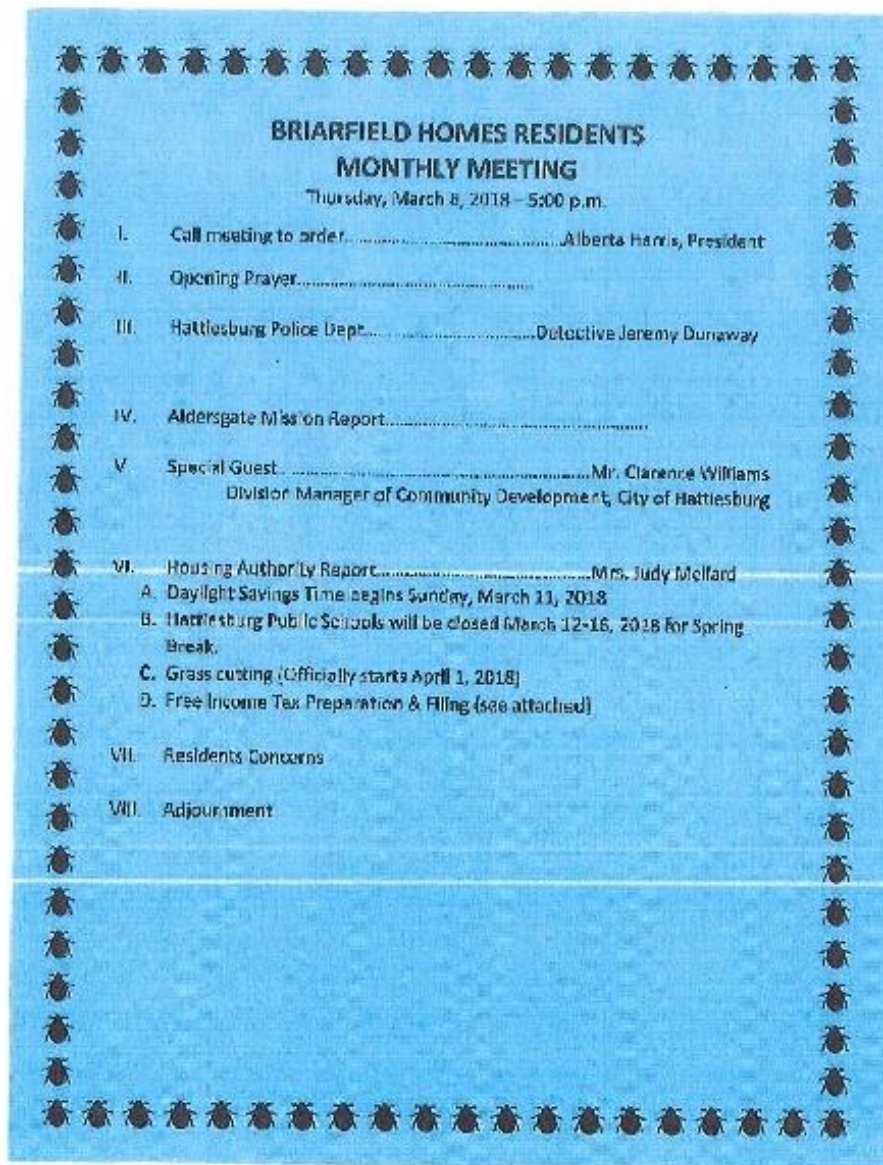
1. Call to Order
2. Invocation
3. Pledge of Allegiance
4. Coordinator's Report: Ms. Makina Coleman
5. Secretary's Report/Minutes
6. Treasurer's Report
7. Program: *Ms. Valencia Harris, Hattiesburg Public Schools
Early Childhood Educator
*Mr. Clarence Williams, Community Development
Block Grant Manager, City of Hattiesburg
8. Old Business:
9. New Business:
10. Committee Reports
11. Adjourn

**HOPE DRIVE RESIDENTS
MONTHLY MEETING**
Thursday, March 1, 2018 – 5:00 p.m.

- I. Call meeting to order.....Marie Hibbler, President
- II. Opening Prayer.....
- III. Minutes (February 1, 2018).....Cassandra Martin, Secretary
- IV. Hattiesburg Police Dept.....Detective Jeremy Dunaway
- V. Grace Temple Ministries.....
- VI. Special Guest.....Mr. Clarence Williams
Division Manager of Community Development, City of Hattiesburg
- VII. Housing Authority Report.....Mr. Jermaine Powell
 - A. Daylight Savings Time begins Sunday, March 11, 2018
 - B. Hattiesburg Public Schools will be closed March 12-16, 2018 for Spring Break.
 - C. Grass cutting (Officially starts April 1, 2018)
 - D. Free Income Tax Preparation & Filing (see attached)
- VIII. Residents Concerns
- IX. Adjournment

MEETING SIGN-IN SHEET

Project	5-Year Consolidated Plan Public Hearing	Meeting Date	March 1, 2018
Facilitator	Deborah Watson	Place/Room	Room One Public Hearing
Name	Company	Phone	E-Mail
Melanie L. Hubler		601-268-0980	n/a
Deborah Watson		601-431-6085	
Brian Berry		601-268-0980	N/A
Carolyn Doughty		601-307-9735	
Mark Whitlock		601-480-7223	
Jeremy Duncan	M.P.D.	601-595-4971	N/A
David Harris		601-548-2084	David Harris



MEETING SIGN-IN SHEET

Project:	5-Year Consolidated Plan Public Hearing	Meeting Date:	NOV 18
Facilitator:	Doreen Williams	Meeting Room:	Shirley Hall
Name	Company	Phone	E-Mail
Bobby H. Williams	VP	601-584-7665	
Shelene Mack	haha HHA	601-423-5789	
Shirley Mack	HHA	601-583-1221	
Charletha Gaskin	HHA	601-735-8101	
Seamus Dunaway	H.A.D.	601-545-4571	

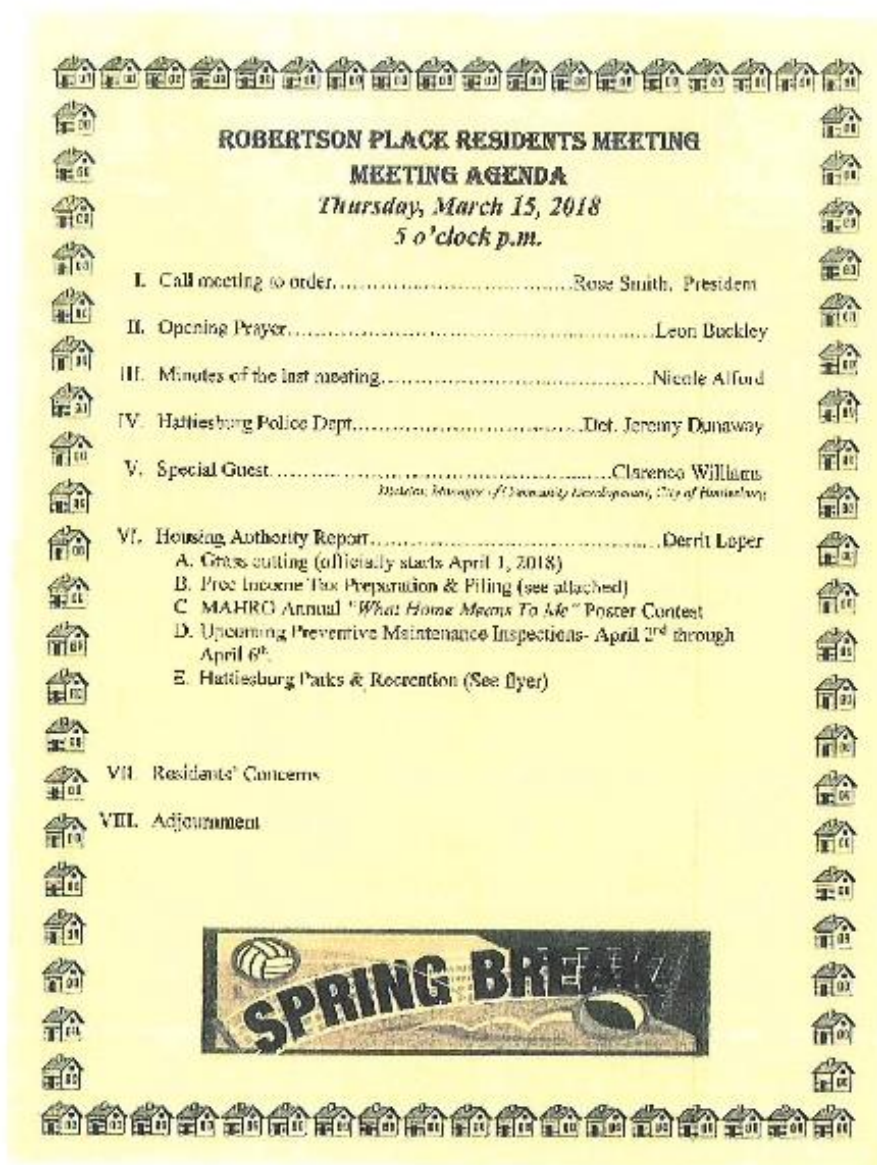
Page 1 of 1

Consolidated Plan

HATTIESBURG

169

OMB Control No: 2506-0117 (exp. 06/30/2018)



MEETING SIGN-IN SHEET

Project: 5 Year Consolidated Plan Public Hearing
Facilitator: Terrell Williams

Meeting Date: 3/11/18
Place/Room: Robinson Place

Name	Organization	Phone	E-Mail
Justin Jones	Housing Authority	601-375-1400	Justin.Jones@hatterburg.com
DeDu Duff	Housing Authority	601-545-2352	medopoland@hatterburg.com
Leon Bruckner	Housing Authority	601-494-2207	
Steve S. Smith	Housing Authority	601-541-3443	N/A
Yvette R. R. R.	Housing Authority	714-421-1661	285 Stages of 6/1/2018
Elonzie Carter	Housing Authority	329-5837	
Jack Fleming	H.A.	601-511-1874	N/A
Sharon	H.A.	601-545-2354	N/A
Nigel Wells	H.A.	601-544-503	7/03/18
Brandon Wells	H.A.	601-545-0263	
S. Dinning	IRPD	601-545-4471	jdinning@hatterburg.com

Page 116

Consolidated Plan

HATTIESBURG

171

OMB Control No: 2506-0117 (exp. 06/30/2018)



Pine Belt Regional Coalition Meeting
United Way
March 30, 2018 8:00 PM

- I. Introduction
 - II. Agency Report: United Way
 - III. Old Business
 - 2018 meeting calendar signups—June through October still needed, please!
 - IV. New Business
 - Mississippi Long Care Grant statewide presentation and/or program
 - By Name List (BNL) survey: <https://msdhs.org/2016/03/18/press-release.html#meeting>
 - o For a copy, contact Regional Clerk at pcrclerk@msdhs.org
 - o This portion of the meeting is the 2nd half of the meeting (one conference call)
 - Clarissa Williams: City of Hattiesburg upcoming public hearings for the 2018-2020 Consolidated Plan submission and an update to the Analysis of Requirements for PSH Housing
 - Hattiesburg Homeless Outreach Team: Pickups @ 5am @ Parkway (Highgate Unit) (near 3/30)
 - 2018 Breadbasket schedule will be sent out via email
 - V. Events
 - Thurs., 3/22: National Safe Space Week presentation @ 10:30am @ The Station #1 (310 Main St.)
 - Tues., 3/27: Nat. Alliance on Mental Illness meeting @ FGH 4th Meeting room, 6-7pm
 - o These meetings are the 3rd Tuesday of every month at 6pm
 - Sat., 4/10: Christian Services Easter Fun Day at Home at Christian Services (egg hunt, sack lunches, toys)
 - Tues., 4/10: Community Baby Shower at G.R. Roy Center from 5-7pm
 - Wed., 4/11: City of Hattiesburg Disability Awareness Day @ Jodie Cole, 9am-noon
 - o Register at kweles@hattiesburgms.com
 - Thurs., 4/12: A Sustainable Legacy: Earth Day, 8-11pm, Town Square Park
 - Sat., 4/21: High Way to Homeless Day Rally @ 10am, Chain Airporter/James Co MP Car
 - Thurs., 5/10: Children's Mental Health Summit, 11am-12pm (see flyer for registration)
 - Sat., 5/12: Soup On! Hunger (food collection bags collected at meetings) - benefit for H&RC
- Next meeting: 4/17 @ 3pm @ S2MRTI Admin office (498 Hwy 49 North, park at church next door)
 Statewide Homeless Resources: www.MULH.org (About Us → MULH Publications)
 Pine Belt Homeless Resources: <https://www.hattiesburgms.com/services/homelessness-resources/>

Survey of Organizations

Organization: R3SM Date: 1-25-18
Name of Representative for Organization: Marria Line
City and County Organization is Located: Hattiesburg, Forrest

The City of Hattiesburg is conducting a Community Needs Assessment as part of the requirements to receive Community Development Block Grant and HOME funds from the U.S. Department of Housing and Urban Development. What do you know about our Community Development Division and the services we provide that help address needs of low-income persons? (Note: persons that aware of what the City does, do not need to answer question #1 in the In person Interview.)

1. What do think are the top five key needs of low-income persons in the community?

The needs could be in the areas of employment, education, income management, housing, emergency assistance/services, nutrition, helping persons to become self-sufficient, or coordination of services and connecting persons to services, community revitalization, or other needs.

- 1) income management
- 2) helping persons to become self sufficient
- 3) community revitalization
- 4) employment
- 5) housing

2. Is your organization currently addressing any of the needs that you identified? If yes, please specify which are being addressed and how?

housing - repair & rebuild after a disaster
helping people become self sufficient - putting them back in their home often better than they were before. The case mgmt counsel them on spending, money mgmt, connecting to services

3. How can the City partner with your organization to address the needs that you identified?

Set aside a budget category to sustain R3SM as its "disaster relief" partner.

4. Do you have any other feedback?

Communities and homes along city streets should be required to be clean w/o obvious debris, trash, & junk cars in their yards. It brings the pride level up and the crime level down when people are shown that there is a better way to live in their surroundings. Children fare better and are less bothered about their address if it is clean and reflects pride of ownership.

Survey of Organizations

Organization: Debra McCarty Youth Development Ctr. Date: 2/6/18
 Name of Representative for Organization: JANET BALDWIN
 City and County Organization is Located: Forest 1 Hattiesburg

The City of Hattiesburg is conducting a Community Needs Assessment as part of the requirements to receive Community Development Block Grant and HOME funds from the U.S. Department of Housing and Urban Development. What do you know about our Community Development Division and the services we provide that help address needs of low-income persons? (Note: persons that aware of what the City does, do not need to answer question #1 in the in person interview.)

1. What do think are the top five key needs of low-income persons in the community?

The needs could be in the areas of employment, education, income management, housing, emergency assistance/services, nutrition, helping persons to become self-sufficient, or coordination of services and connecting persons to services, community revitalization, or other needs.

- 1) Youth Education After school tutoring & mentoring
- 2) Community Revitalization especially East Hattiesburg - Infrastructure
- 3) Nutrition and Nutrition Education
- 4) Community Garden to Encourage Community Engagement
- 5) We also try to coordinate services other organizations provide with our parents to connect to services offered

2. Is your organization currently addressing any of the needs that you identified? If yes, please specify which are being addressed and how?

We are providing Youth Services thru after school, we work with low income families to provide support such as clothing / household items at no cost. Our community garden helps educate youth as well as healthy eating and lifestyle

3. How can the City partner with your organization to address the needs that you identified?

Our site is an older site and requires more repair work, our auditorium areas was hit by 2017 EF3-Tornado and we need assistance to help with interior repairs. (Desperately) we must get this done to comply with State Dept of Health Regulations.

4. Do you have any other feedback?

Infrastructure around LOT McSwain St. is in great need in reference to water/sewer lines. This area has constant and frequent collapse in roads around McComb Street and Rebecca Ave. Patchwork is not helping because it is so frequent the workers has to return to keep patching. Hopefully something can be done before someone gets hurt from huge potholes and road collapse.

Appendix - Alternate/Local Data Sources

1	Data Source Name
	CHAS
	List the name of the organization or individual who originated the data set.
	Provide a brief summary of the data set.
	What was the purpose for developing this data set?
	How comprehensive is the coverage of this administrative data? Is data collection concentrated in one geographic area or among a certain population?
	What time period (provide the year, and optionally month, or month and day) is covered by this data set?
2	Data Source Name
	AHS
	List the name of the organization or individual who originated the data set.
	Provide a brief summary of the data set.
	What was the purpose for developing this data set?
	Provide the year (and optionally month, or month and day) for when the data was collected.
	Briefly describe the methodology for the data collection.
	Describe the total population from which the sample was taken.

Describe the demographics of the respondents or characteristics of the unit of measure, and the number of respondents or units surveyed.

Citizen Participation Record
COVID-19 – CDBG CARFS Amendment – 5-2020
2018 Consolidated Plan
2019 Action Plan

In response to the COVID-19 pandemic and a special allocation of CDBG-CV funds in the amount of \$321,280, the city began the process of amending its 2018 Consolidated Plan and its 2019 Action Plan in order to incorporate these funds into the City's planned approach to community development and in response to the pandemic. The US Dept of Housing & Urban Development enabled the city to expedite the process through a waiver of typical public comment period requirements. The city took this waiver opportunity in order to put funds to work in the city as soon as possible but still provided public engagement and consultation opportunities in the process.

On April 30, 2020, the Mayor's office of the City of Hattiesburg sent a letter to all of the non-profit agencies, civic and business organization, and housing agencies (among others) that the city typically consults with on the development of the Consolidated Plan. The letter explained one particular focus area where the administration was interested in applying the funds and asked for feedback and input on other ideas that should be considered. Responses generally favored the city's proposal of supporting COVID-19 testing centers and follow-up and the provision of outreach and education particularly in LMI areas. Other ideas included assistance for rent/mortgages for LMI households who may have lost income and small business support.

On May 14, 2020, the city published notice of a comment period and a virtual public hearing to consider draft amendments to the 2018 Consolidated Plan and 2019 Action Plan. There were no attendees to the virtual public hearing, which had been scheduled for 5:00 p.m. on May 19, 2020.

In addition to newspaper publications, the city utilized its website to provide notice of the hearing and comment period.

The Mayor's office received general comments suggesting that funds be used to provide wifi in LMI areas, that funds be provided to LMI households for rent and/or utility assistance, and that funds be provided to small businesses.

Attachments to this record include:

- Published notice of the comment period and hearing
- Screenshot of the city's website with related information linked
- Summary record of consultation process responses
- Comment period comment received (only one in writing)

###

Published notice of the comment period and hearing

**PUBLIC NOTICE AND PUBLIC COMMENT PERIOD
CITY OF HATTIESBURG
CONSOLIDATED PLAN AND ACTION PLAN AMENDMENTS**

NOTICE is hereby given that the City of Hattiesburg, Department of Urban Development has produced a draft amendment to the 2018-2022 Consolidated Plan and the 2019 Annual Action Plan, which outlines proposed use of CDBG and HOME grant funds from the U.S. Department of Housing and Urban Development. NOTICE is further hereby given that the City has produced a draft amendment to the Citizen Participation Plan.

The amendments proposed in all three (3) documents relate to the City's response to the COVID-19 pandemic, and serve to enable the City to incorporate a special allocation of \$321,280 in CDBG grant funding from the U.S. Department of Housing and Urban Development (HUD). Further, these amendments take advantage of a waiver offered by HUD to expedite the public comment process in order to put these funds to use as soon as possible. As such, residents and other stakeholders are encouraged to provide any comments no later than May 21, 2020.

NOTICE is further hereby given that the draft documents are available for review at www.hattiesburgms.com/community-development or at City Hall, First Floor, Department of Urban Development, 200 Forrest Street, Hattiesburg, MS.

NOTICE is further hereby given that a Public Hearing will be held Tuesday, May 19, 2020 at 5:00 p.m. to afford an opportunity for stakeholders and residents to provide feedback and comments related to the proposed amendments. In light of social distancing requirements, this will be a VIRTUAL Public Hearing with access by internet or phone. For instructions on how to join the virtual Public Hearing, please contact the Department of Urban Development at (601) 545-4675 no later than 3:00 p.m. on May 19, 2020.

Additionally, comments related to the draft documents may be mailed to the City of Hattiesburg, Department of Urban Development, Community Development Division, P.O. Box 1898, Hattiesburg, MS 39403-1898, or delivered to City Hall, First Floor, Department of Urban Development, 200 Forrest Street, Hattiesburg, MS. Related comments should be delivered by May 21, 2020.

Questions may be directed to the Department of Urban Development at (601) 545-4558. To ensure compliance with the Americans with Disabilities Act (ADA), persons with disabilities that require aids or services to participate may contact the Department of Urban Development at (601) 545-4675; or e-mail shall@hattiesburgms.com in advance of meetings to make arrangements.

PUBLISH Once in the Legal Section: Thursday, May 14, 2020



PUBLIC NOTICES

MAY 14 - PUBLIC HEARING NOTICE

The City of Hattiesburg, Department of Urban Development has produced a draft amendment to the 2018-2023 Consolidated Plan and the 2010 Annual Action Plan, which outlines proposed use of CDBG and HOME grant funds from the U.S. Department of Housing and Urban Development. The city has produced a draft amendment to the Citizen Participation Plan.

The amendments proposed to all three (3) documents relate to the City's response to the COVID-19 pandemic, and serve to enable the City to incorporate a special allocation of \$247,489 in CDBG grant funding from the U.S. Department of Housing and Urban Development (HUD). Residents and other stakeholders are encouraged to provide any comments no later than May 21, 2020.

A public Hearing will be held Tuesday, May 19, 2020 at 5:00 p.m. to afford an opportunity for stakeholders and residents to provide feedback and comments related to the proposed amendments. In light of social distancing requirements, this will be a VIRTUAL Public Hearing with access by Internet or phone. For instructions on how to join the virtual Public Hearing, please contact the Department of Urban Development at (202) 546-4075 no later than 3:00 p.m. on May 19, 2020.

Please see the public notice for more detailed information.

- Public Notice – Consolidated Plan & Action Plan Amendments
- Draft Amendment – 2010 Action Plan
- Draft Amendment – 2016 Consolidated Plan
- Draft Amendment – Citizens Participation Plan

The City of Hattiesburg, Department of Urban Development has produced a draft amendment to the 2018-2022 Consolidated Plan and the 2019 Annual Action Plan, which outlines proposed use of CDBG and HOME grant funds from the U.S. Department of Housing and Urban Development. The City has produced a draft amendment to the Citizen Participation Plan.

The amendments proposed in all three (3) documents relate to the City's response to the COVID-19 pandemic, and serve to enable the City to incorporate a special allocation of \$321,280 in CDBG grant funding from the U.S. Department of Housing and Urban Development (HUD). Residents and other stakeholders are encouraged to provide any comments no later than May 21, 2020.

A Public Hearing will be held Tuesday, May 19, 2020 at 5:00 p.m. to offer an opportunity for stakeholders and residents to provide feedback and comments related to the proposed amendments in light of social distancing requirements. This will be a VIRTUAL Public Hearing with access by internet or phone. For instructions on how to join the virtual public hearing, please contact the Department of Urban Development at (601) 545-4672 no later than 3:00 a.m. on May 18, 2020.

Please see the public notice for more detailed information.

- Public Notice – Consolidated Plan & Action Plan Amendments
- Draft Amendment – 2019 Action Plan
- Draft Amendment – 2018 Consolidated Plan
- Draft Amendment – Citizens Participation Plan



COMMUNITY DEVELOPMENT

Summary record of consultation process responses

[illegible]

Comment period comment received

From: Bernard Green <bg@globalgreenhattiesburg.com>
Sent: Thursday, May 21, 2020 11:16 AM
To: Mayor <mayor@hattiesburgms.com>; Eiland, Andrew <aellard@hattiesburgms.com>
Cc: Jerome Brown <jbrown@thefirstbank.com>; chad@leewayfinancial.com;
t.jackson@theadp.com; Barker, Mayor Toby <tbarker@hattiesburgms.com>
Subject: CBDG CARES Funding


Good morning!

Yesterday on the Business Sup-Group Zoom meeting, we discussed few ideas about the best use of CBDG funds. It seems to be very difficult to avoid overlapping or duplicating the use of those funds with businesses due to federal and state COVID relief efforts...and \$10k grant for only 15 business entities seems limited in scope.

During this pandemic, we do know that many businesses and households have reduced income and increased expenses...so one way to aid both businesses and households is to offset expenses. The businesses have increased expenses to comply with CDC guidelines and government authority mandates; likewise, many households have increased expenses because parents and/or children are at home, not at school or working. Therefore, it may be worth considering to use some of the funds to distribute to local businesses and households to defray expenses, such as electricity. Every business and every household in the city has electric power. Perhaps, it can be called a grant...up to certain cap limit. We may be even able to get MS Power and/or Cooperative Energy to match those funds to help more. Also, this may be considered more inclusive than the limited number of larger grants to very few businesses.

Hope this helps...

Thanks,
B Green



Grantee Unique Appendices

Hattiesburg Publishing, Inc.

1001 North Ave. • Hattiesburg, MS 39401
(601) 269-2321 • (601) 268-2965 fax

Proof of Publication

THE STATE OF MISSISSIPPI, LAMAR COUNTY, FOREST COUNTY
Personally appeared before me, the undersigned, Arthur
Hemington Perry, Legal Advertising Clerk, for THE LAMAR NEWS
and THE PLAIN NEWS, weekly news papers published in Lamar
County and Forest County, Mississippi, respectively, who, being
duly sworn, says that the notice, a true copy of which is here-
by presented, appeared in the issue of said news papers as follows:

Total Words: 491 Published 2 times
First Publication: 11.30.17 Amt: \$8.92
Date 2nd Publication: 12.07.17 Amt: 49.10
Date 3rd Publication: _____ Amt: _____
Date 4th Publication: _____ Amt: _____
Date 5th Publication: _____ Amt: _____
Special Printers Fee: 108.02
Proof of Publication Fee: 3.00
TOTAL: 111.02

Signed: _____
The LAMAR NEWS • The PLAIN NEWS • The HATTIESBURG POST

Subscribed and sworn to before me in my presence, this
day of _____, 2017, at Hattiesburg, Mississippi,
and for the County of Lamar, State of Mississippi:

Notary Public
DAVID CH. WATSON
NOTARY PUBLIC
STATE OF MISSISSIPPI
ID# 100832
My Comm. Expires: 06/04/2018
LAMAR COUNTY

FOR OFFICE USE ONLY:

☒ Emk: 11.27.17
☒ App: 11.28.17
☐ Inv. Cr./Wt: _____
☐ Pp. Recd: _____
☐ POF Sent: _____

NOTICE OF PUBLIC HEARINGS AND NOTICE OF AVAILABILITY OF INFORMATION ATTENTION: ALL HATTIESBURG MISSISSIPPI RESIDENTS

NOTICE is hereby given that the City
of Hattiesburg Department of Urban De-
velopment has scheduled public hearings
for the purpose of affording citizens of Hat-

tiesburg an opportunity to present their
views on the following:

2018-2022 Five-Year Consolidated
Plan

Citizens of Hattiesburg are invited to
present their views and recommendations
and make suggestions to the housing needs,
community development needs and sug-
gestions to the needs of the City of Hat-
tiesburg and its citizens. Citizens are
encouraged to participate in the planning
development and implementation of the
City's 2018-2022 Five-Year Consolidated
Plan and Analysis of Impacts to Fair
Housing. Citizens are encouraged to con-
tact the Community Development
Block Grant (CDBG) and HOME Invest-
ment Partnerships (HOME).

The hearings are scheduled for the fol-
lowing dates and locations:

Monday, January 8, 2018
Ward 4 - Justice Dale Sherrell Commu-
nity Center, 223 West Fifth Street, Hat-
tiesburg

Unscheduled Plan Public Hearing -
8:00 p.m.

Wednesday, January 17, 2018
Ward 5 - Danny Hinkle Community
Center, Parkway Street

Consolidated Plan Public Hearing -
5:00 p.m.

Tuesday, January 23, 2018
Ward 7 - C.H. Roy Community Center,
310 East 5th Street, Hattiesburg
Consolidated Plan Public Hearing -
8:00 p.m.

Wednesday, January 24, 2018
Ward 1 - Lakeview Convention
Center, One Convention Center Plaza
Hattiesburg
Consolidated Plan Public Hearing -
5:00 p.m.

Thursday, January 25, 2018
Ward 3 - Thomas Elementary School,
2500 Jameson Rd., Hattiesburg, MS
Consolidated Plan Public Hearing
5:00 p.m.

All interested citizens, particularly
those of low, very low and extremely low
income, minorities, residents of public
housing, and those with mobility, visual
and hearing impairments, are urged to at-
tend. If you should have any questions re-
garding these hearings, please contact the
Department of Urban Development -
Community Development Division at (601)
554-1006.

Availability for Information
Public Information: Attention: Infor-
mation regarding the City's Department of
Housing & Urban Development's Commu-
nity Development Block Grant (CDBG) or
HOME Investment Partnerships (HOME)
Programs, or the City of Hattiesburg's par-
ticipation as a CDBG and HOME Grantee
are urged to contact the City's Department
of Urban Development - Community De-
velopment Division at (601) 554-1006, or
to make inquiries at City Hall - 210 Fourth
Street, Hattiesburg, MS 39401.

Consideration
The City will consider in this phase of
the planning process any comments or
suggestions, agencies and local
government received in writing and only
at any of the scheduled Public Hearings.
Written comments will also be accepted in
the Department of Urban Development -
Community Development Division through
Friday, February 9, 2018. A summary of
any comments or suggestions received will be
submitted to the City.

Comments related to this NOTICE may
be sent to or delivered to City Hall, First
Floor, Community Development
Division/Department of Urban Develop-
ment, 200 Forest Street, Hattiesburg, MS
39401.

If you have any questions regarding
this information, please contact the Depart-
ment at (601) 554-1006.

CITY OF HATTIESBURG, MISSIS-
SIPPI
BY: [Signature] CITY CLERK
(SEAL)

City Stakeholder

Published on November 30th, De-
cember 7th, and December 14th, 2017.

Hattiesburg Publishing, Inc.

100 N. 4th Ave. • Hattiesburg, MS 39401
(601) 266-2031 • FAX: (601) 266-2956 fax

Proof of Publication

THE STATE OF MISSISSIPPI, LAMAR COUNTY, FOREST COUNTY
Persons, by appearance, before me, the undersigned, Ermy Purdie,
Legal Advertising Clerk, for The LAMAR TIMES, The PETAL NEWS,
and The HATTIESBURG POST weekly newspapers published in
Lamar County and Forest County, Mississippi, each of which,
being duly sworn, says that the notice, a true copy of which is
hereby annexed, appended to the said newspaper as fol-
lows:

Total # of Words: 427 Published: 2 times

Date 1st Published: 02.08.18 At: 51.24

Date 2nd Published: 02.15.18 At: 42.70

Date 3rd Published: _____ At: _____

Date 4th Published: _____ At: _____

Date 5th Published: _____ At: _____

Schedule Printing Fee: 93.94

Proof of Publication Fee: 3.00

TOTAL: 96.94

Signed: [Signature]
The LAMAR TIMES • The PETAL NEWS • The HATTIESBURG POST

Sworn to and subscribed before me in my Presence, this
day of February, 2018, at North Hattiesburg
in and for the County of Lamar, State of Mississippi

(Signed) [Signature]
Commissioner of Public Safety
Lamar County

FOR OFFICE USE ONLY:

- ☐ Cn P: 01.29.18
- ☐ App: 02.06.18
- ☐ File To: _____
- ☐ Invoice #: 81091
- ☐ Inv. Cntr. No.: 02.15.18
- ☐ Print Recd.: _____
- ☐ POP sent: 02.15.18

NOTICE OF PUBLIC HEARINGS AND NOTICE OF AVAILABILITY OF INFORMATION

ATTENTION: ALL HATTIESBURG, MS
RESIDENTS

NOTICE is hereby given that the City
of Hattiesburg Department of Urban De-
velopment has scheduled a public
hearing for Wednesday, February 21, 2018, for the purpose of
attending citizens of Hattiesburg an op-
portunity to present their views on this in-
formation.

2018 - 2022 Five-Year Consolidated
Plan

Citizens of Hattiesburg are invited to
present their views and comments on the
consolidated plan, as to the housing needs
community development needs, and
expedient housing needs of the City of
Hattiesburg, and to provide citizens an
opportunity to participate in the plan-
ning, development, and implementation of the
City's 2018-2022 Five-Year Consolidated
Plan. Citizens of Hattiesburg are invited to
participate in the planning process by
attending the public hearing in Hattiesburg in
connection with the Community Devel-
opment Block Grant (CDBG) and HOME
Investment Partnerships (HOME).

The hearing is scheduled for the
following date and location:

Monday, February 27, 2018
Room 300 - City of Hattiesburg
Community Center - 2013 Country Club
Road

Consolidated Plan - Five-Year
Consolidated Plan

A. The consolidated plan is currently
being developed and is currently in the
process of being reviewed by the
income, minorities, residents of public
housing, and those with the most
serious housing needs. The consolidated
plan is being developed by the
Department of Urban Development -
Community Development Division at
601, 55-1008.

Availability of Information

For information regarding the availability of
information regarding the City of Hattiesburg's
Community Development Block Grant
(CDBG) or HOME Investment Partners-
hips (HOME) programs, citizens of the City of
Hattiesburg are invited to contact the
City of Hattiesburg Department of Urban Devel-
opment - Community Development Division
at 601, 55-1008, or to make
inquiries at City Hall - 2013 Country Club
Road, Hattiesburg, MS 39401.

Consolidation
The City will consider the phase of
the planning process and comments of
citizens, agencies, and units of
local government received in writing and
only at a public hearing. Public
hearing will be held on Wednesday, February
21, 2018, at 2:00 PM. The consolidated
plan will be available for review and
comment through Friday, March 2, 2018.
Citizens are invited to make their views
known at the public hearing.

Comments related to this notice
may be sent to or delivered to City Hall,
First Floor, Community Development Di-
vision/Department of Urban Develop-
ment, 2013 Country Club Road, Hattiesburg,
MS 39401.

If you have any questions regarding
this information, please contact the De-
partment at 601, 55-1008.

CITY OF HATTIESBURG, MISSIS-
SIPPI
BY (3) CITY CLERK
(LOCAL)

Tracy Edder, Mayor

Printed in Hattiesburg, MS
on February 20, 2018. Printed by
[Signature]


RECEIVED FEB 20 2018

Grantee SF-424's and Certification(s)

OMB Number: 4817-004
Expiration Date: 12/31/2015

Application for Federal Assistance SF-424			
* 1. Type of Submission: <input type="checkbox"/> Pre-application <input checked="" type="checkbox"/> Application <input type="checkbox"/> Changed/Corrected Application		* 2. Type of Application: <input type="checkbox"/> New <input checked="" type="checkbox"/> Continuation <input type="checkbox"/> Revision * If Revision, select appropriate listing: * Other (Specify):	
* 3. Date received: 		4. Applicant Identifier: 64-3000432	
5a. Federal Policy Identifier: 		5b. Federal Award Identifier: 	
State Use Only:			
6. Date Received by State:		7. State Application Identifier:	
8. APPLICANT INFORMATION:			
* a. Legal Name: City of Hattiesburg			
* b. "Employer" taxpayer identification number (EIN/TIN): 84-8000432		* c. Organization DUNS: 07 844 5160	
d. Address:			
* Street: P. O. Box 1358			
* Street2:			
* City: Hattiesburg			
* County/Parish:			
* State: MS; Mississippi			
* Zip Code:			
* Country: USA; UNITED STATES			
* ZIP Plus4 Code: 38403-1898			
e. Organization Unit:			
Department Name: Urban Development		Division Name: Community Development	
f. Name and contact information of person to be contacted on matters involving this application:			
Prefix: Mr.		* First Name: Clarence	
Middle Name: P.			
* Last Name: Williams			
Suffix:			
Job Title: Community Development Manager			
Organization Affiliation:			
City of Hattiesburg:			
* Telephone Number: 601-545-4555		Fax Number: 601-545-4592	
* Email: cpwilliams@hattiesburgms.com			

Application for Federal Assistance SF-424	
* 9. Type of Applicant 1: Select Applicant Type: <input type="text" value="City or Township Government"/>	
* Type of Applicant 2: Select Applicant Type: <input type="text"/>	
* Type of Applicant 3: Select Applicant Type: <input type="text"/>	
* Other (specify): <input type="text"/>	
* 10. Name of Federal Agency: <input type="text" value="U. S. Department of Housing and Urban Development"/>	
* 11. Catalog of Federal Domestic Assistance Number: <input type="text" value="14.216"/>	
* CFA Title: <input type="text" value="HOME Investment Partnership Act"/>	
* 12. Funding Opportunity Number: <input type="text"/>	
* Title: <input type="text"/>	
* 13. Competition Identification Number: <input type="text"/>	
* Title: <input type="text"/>	
14. Areas Affected by Project (Cities, Counties, States, etc.): <input type="text"/> <div> <input type="button" value="Add Attachment"/> <input type="button" value="Delete Attachment"/> <input type="button" value="View Attachment"/> </div>	
* 15. Descriptive Title of Applicant's Project: <input type="text" value="HOME Program Administration; HOME Housing Program including (Substantial Housing Rehabilitation and CHDO Set Aside); and Downpayment Assistance for first time home buyers"/>	
Attach supporting documents as specified in agency narrative: <div> <input type="button" value="Add Attachment"/> <input type="button" value="Delete Attachment"/> <input type="button" value="View Attachment"/> </div>	

Application for Federal Assistance SF-424	
16. Congressional Districting Of:	
* a. Applicant: MS-004	* b. Program/Project: MS-004
Attach an additional list of Program/Project Congressional Districts (needs):	
<input type="text"/> <input type="button" value="Add Attachment"/> <input type="button" value="Delete Attachment"/> <input type="button" value="Cancel Attachments"/>	
17. Proposed Project:	
* a. Start Date: 1/1/2018	* b. End Date: 12/31/18
18. Estimated Funding (\$):	
* a. Federal	7,700,000
* b. Applicant	
* c. State	
* d. Local	
* e. Other	
* f. Program Income	
* g. TOTAL	
19. Is Application Subject to Review By State Under Executive Order 12372 Process?	
<input type="checkbox"/> a. The application was first available to the state under the Executive Order 12372 Process for review on <input type="text"/> <input type="checkbox"/> b. Program is subject to E.O. 12372 but has not been selected by the State for review. <input checked="" type="checkbox"/> c. Program is not covered by E.O. 12372	
20. Is the Applicant Delinquent On Any Federal Debt? (If "Yes," provide explanation in attachment.)	
<input type="checkbox"/> Yes <input checked="" type="checkbox"/> No * "Yes" provide explanation in attachment: <input type="text"/> <input type="button" value="Add Attachment"/> <input type="button" value="Delete Attachment"/> <input type="button" value="Make Attachment"/>	
21. "By signing this application, I certify (1) to the statements contained in the list of certifications" and (2) that the statements herein are true, complete and accurate to the best of my knowledge. I also provide the required assurances" and agree to comply with any resulting terms if I accept an award. I am aware that any false, fictitious, or fraudulent statements or claims may subject me to criminal, civil, or administrative penalties. (U.S. Code, Title 28, Section 1001)	
<input checked="" type="checkbox"/> I AGREE * The list of certifications and assurances or an attached file where you may attach this list is contained in the attachments or agency specific instructions	
Authorized Representative:	
* First Name: Toby	* Last Name: Barker
* Title: MAYOR	
* Telephone Number: 801-845-4501	* Fax Number: 801-845-4502
* Email: MAYOR@hattiesburgms.com	
* Signature of Authorized Representative: 	* Date Signed: 4-7-18

ASSURANCES - CONSTRUCTION PROGRAMS

OMB Number: 4042-0028
Expiration Date: 01/21/2018

Public reporting burden for this collection of information is estimated to average 15 minutes per response, including time for reviewing instructions, searching existing data sources, gathering and maintaining the data needed, and completing and reviewing the collection of information. Send comments regarding this burden estimate or any other aspect of this collection of information, including suggestions for reducing this burden, to the Office of Management and Budget, Paperwork Reduction Project (2348-0042), Washington, DC 20503.

PLEASE DO NOT RETURN YOUR COMPLETED FORM TO THE OFFICE OF MANAGEMENT AND BUDGET. SEND IT TO THE ADDRESS PROVIDED BY THE SPONSORING AGENCY.

NOTE: Certain of these assurances may not be applicable to your project or program. If you have questions, please contact the Awarding Agency. Further, certain Federal assistance awarding agencies may require applicants to certify to additional assurances. If such is the case, you will be notified.

As the duly authorized representative of the applicant, I certify that the applicant:


1. Has the legal authority to apply for Federal assistance, and the technical, managerial and financial capability (including funds sufficient to pay the non-Federal share of project costs) to ensure proper planning, management and completion of project described in this application.
2. Will give the awarding agency the Comptroller General of the United States and, if appropriate, the State, the right to examine all records, books, papers, or documents related to the assistance; and will establish a proper accounting system in accordance with generally accepted accounting standards of agency executives.
3. Will not dispose of, modify the use of, or change the terms of the real property title or other interest in the site and facilities without permission and instructions from the awarding agency. Will record the Federal awarding agency covenants and will include a covenant in the title of real property acquired in whole or in part with Federal assistance funds to assure non-discrimination during the useful life of the project.
4. Will comply with the requirements of the assistance awarding agency with regard to the drafting, review and approval of construction plans and specifications.
5. Will provide and maintain competent and adequate engineering services at all the construction site to ensure that the complete work conforms with the approved plans and specifications and will furnish a progressive reports and such other information as may be required by the assistance awarding agency or State.
6. Will initiate and complete the work within the applicable time frame after receipt of approval of the awarding agency.
7. Will establish safeguards to prohibit employees from using their positions for a purpose that constitutes or presents the appearance of personal or organizational conflict of interest, or personal gain.
8. Will comply with the Interagency Personnel Act of 1970 (42 U.S.C. §§4752-4753) relating to prescribed standards of merit systems for programs funded under one of the 19 statutes or regulations sponsored in Appendix A of OPM's Standards for a Merit System of Personnel Administration (5 C.F.R. 905, Subpart F).
9. Will comply with the Lead-Based Paint Poisoning Prevention Act (42 U.S.C. §§4901 et seq.) which prohibits the use of lead-based paint in construction or rehabilitation of residential structures.
10. Will comply with all Federal statutes relating to non-discrimination. These include but are not limited to: (a) Title VI of the Civil Rights Act of 1964 (78 Stat. 605-606) which prohibits discrimination on the basis of race, color or national origin; (b) Title IX of the Education Amendments of 1972, as amended (20 U.S.C. §§1681-1683, and 1685-1686), which prohibits discrimination on the basis of sex; (c) Section 504 of the Rehabilitation Act of 1973, as amended (29 U.S.C. §794), which prohibits discrimination on the basis of handicaps; (d) the Age Discrimination Act of 1975, as amended (42 U.S.C. §§6101-6107), which prohibits discrimination on the basis of age; (e) the Drug Abuse Offense and Treatment Act of 1972 (P.L. 92-255), as amended relating to nondiscrimination on the basis of drug abuse; (f) the Comprehensive Alcohol Abuse and Alcoholism Prevention, Treatment and Rehabilitation Act of 1970 (P.L. 91-616), as amended, relating to nondiscrimination on the basis of alcohol abuse or alcoholism; (g) §§523 and 527 of the Public Health Service Act of 1972 (42 U.S.C. §§200dd-3 and 290cc-3), as amended, relating to confidentiality of alcohol and drug abuse patient records; (h) Title VII of the Civil Rights Act of 1964 (42 U.S.C. §§3601 et seq.), as amended, relating to nondiscrimination in the sale, rental or financing of housing; (i) any other nondiscrimination provisions in the applicable statutes; under which application for Federal assistance is being made; and (j) the requirements of any other nondiscrimination statute(s) which may apply to this application.

Previous Edition Obsolete

Approved for Local Reproduction

Revised Form 4240 (Rev. 7-87)
Prescribed by OMB Circular No. 62

11. Will comply, or has already complied, with the requirements of Titles I and II of the Uniform Relocation Assistance and Real Property Acquisition Policies Act of 1970 (P.L. 91-646) which provide for fair and equitable treatment of persons displaced or whose property is acquired as a result of Federal and federally assisted programs. These requirements apply to all interests in real property acquired for project purposes regardless of Federal participation in purchases.
12. Will comply with the provisions of the Hatcher Act (5 U.S.C. §§1501-1508 and 7324-7328) which limit the political activities of employees whose principal employment activities are funded in whole or in part with Federal funds.
13. Will comply, as applicable, with the provisions of the Davis Bacon Act (40 U.S.C. §§275a to 275a-7); the Cope and Act (40 U.S.C. §§2762 and 18 U.S.C. §274); and the Contract Work Hours and Safety Standards Act (40 U.S.C. §§327-333) regarding labor standards for federally-assisted construction agreements.
14. Will comply with flood insurance purchase requirements of Section 102(a) of the Flood Disaster Relief Act of 1973 (P.L. 93-234) which requires recipients in a special flood hazard area to participate in the program and to purchase flood insurance if the total cost of insurable construction and acquisition is \$10,000 or more.
15. Will comply with environmental standards which may be prescribed pursuant to the following: (a) institution of environmental quality control measures under the National Environmental Policy Act of 1969 (P.L. 91-190) and Executive Order (EO) 11514; (b) fulfillment of voting facilities pursuant to EO 11756; (c) protection of offshore pursuant to EO 11390; (d) evaluation of food hazards in foodstuffs in accordance with EO 11958; (e) assurance of project consistency with the approved State management program developed under the Coastal Zone Management Act of 1972 (16 U.S.C. §§1601 et seq.); (f) conformity with Federal actions to Reduce (Clean Air) implementation Plans under Section 175(c) of the Clean Air Act of 1955, as amended (42 U.S.C. §§1701 et seq.); (g) protection of underground sources of drinking water under the Safe Drinking Water Act of 1974, as amended (P.L. 93-523); and (h) protection of endangered species under the Endangered Species Act of 1973, as amended (P.L. 93-253).
16. Will comply with the Wild and Scenic Rivers Act of 1968 (16 U.S.C. §§1271 et seq.) related to protecting components or portions or portions of the national wild and scenic rivers system.
17. Will assist the awarding agency in ensuring compliance with Section 106 of the National Historic Preservation Act of 1966, as amended (16 U.S.C. §470), EO 11595 (identification and protection of historic properties), and the Archaeological and Historic Preservation Act of 1974 (16 U.S.C. §§169a-1 et seq.).
18. Will cause to be performed the required financial and compliance audits in accordance with the Single Audit Act Amendments of 1998 and OMB Circular No. A-133, 'Audits of States, Local Governments and Non-Profit Organizations'.
19. Will comply with all applicable requirements of all other Federal laws, executive orders, regulations, and policies governing this program.
20. Will comply with the requirements of Section 105(g) of the Trafficking Victims Protection Act (TVPA) of 2000, as amended (22 U.S.C. 7101) which prohibits grant award recipients or a sub-recipient from: (1) engaging in severe forms of trafficking in persons during the period of time that the award is in effect; (2) Procuring a commercial sex act during the period of time that the award is in effect; or (3) Using Federal funds in the performance of the award or sub-awards under the award.

SIGNATURE OF AUTHORIZED CERTIFYING OFFICIAL	TITLE
	MAYOR
APPLICANT ORGANIZATION	DATE SUBMITTED
City of Hattiesburg	11-7-18

SF 424L (Rev. 7-97) Dacs

Application for Federal Assistance SF-424		
<div> <div> * 1. Type of Submission: <input type="checkbox"/> Preapplication <input checked="" type="checkbox"/> Application <input type="checkbox"/> Changed/Corrected Application </div> <div> * 2. Type of Application: <input type="checkbox"/> New <input checked="" type="checkbox"/> Continuation <input type="checkbox"/> Revision </div> <div> * 3. Federal award application title: <input type="text"/> </div> <div> * 4. Other (Specify): <input type="text"/> </div> </div>		
* 5. Date Received: <input type="text"/>		
* 6. Applicant Identifier: <input type="text"/> 64-8000432		
* 7. Federal Entry Identifier: <input type="text"/> 64-8000432		* 8. Federal Award Identifier: <input type="text"/>
State Use Only:		
* 9. Date Received by State: <input type="text"/>		* 10. State application Identifier: <input type="text"/>
B. APPLICANT INFORMATION:		
* 11. Legal Name: <input type="text"/>		
* 12. Employer/Owner Identifier Number (FIN/TIN): <input type="text"/> 6-8000432		* 13. Organization DUNS: <input type="text"/> 07 864 8190
C. Address:		
* 14. Street: <input type="text"/> P. O. Box 1888		
* 15. Street2: <input type="text"/>		
* 16. City: <input type="text"/> Hattiesburg		
* 17. County/Parish: <input type="text"/>		
* 18. State: <input type="text"/> MS: Mississippi		
* 19. Province: <input type="text"/>		
* 20. Country: <input type="text"/> USA: 001-160-877-123		
* 21. Zip / Postal Code: <input type="text"/> 39403-1888		
D. Organizational Unit:		
Department Name: <input type="text"/> Urban Development Department		Unit Name: <input type="text"/> Community Development
E. Name and contact information of person to be contacted on matters involving this application:		
Prefix: <input type="text"/> Mr. First Name: <input type="text"/> Clarence		
Middle Name: <input type="text"/> Paul		
Last Name: <input type="text"/> Williams		
Suffix: <input type="text"/>		
Title: <input type="text"/> Community Development Manager		
Organizational Affiliation:		
City of Hattiesburg		
* 22. Telephone Number: <input type="text"/> 801-545-4555		Fax Number: <input type="text"/> 801-545-4592
* 23. Email: <input type="text"/> cpwilliams@hattiesburgms.com		

Application for Federal Assistance SF-424	
* 9. Type of Applicant 9: Select Applicant Type: <input type="text" value="City or Township Government"/>	
Type of Applicant 9: Select Applicant Type: <input type="text"/>	
Type of Applicant 9: Select Applicant Type: <input type="text"/>	
* Other (specify): <input type="text"/>	
* 10. Name of Federal Agency: <input type="text" value="U.S. Department of Housing and Urban Development"/>	
11. Catalog of Federal Domestic Assistance Number: <input type="text" value="14.211"/>	
CFA Title: <input type="text" value="Community Development Block Grant Program"/>	
* 12. Funding Opportunity Number: <input type="text"/>	
* Title: <input type="text"/>	
13. Competition Identification Number: <input type="text"/>	
Title: <input type="text"/>	
14. Areas Affected by Project (Cities, Counties, States, etc.): <input type="text"/> <div> <input type="button" value="Add Attachment"/> <input type="button" value="Delete Attachment"/> <input type="button" value="View Attachment"/> </div>	
* 15. Descriptive Title of Applicant's Project: <input type="text" value="CDBG Program Administration; CDBG Housing Programs (including, Project Delivery, Substantial Housing Rehabilitation and Minor Home Repair/Emergency Repair)"/>	
Add supporting documents as specified in agency instructions. <div> <input type="button" value="Add Attachments"/> <input type="button" value="Delete Attachments"/> <input type="button" value="View Attachments"/> </div>	

Application for Federal Assistance SF-424	
16. Congressional Districts Of:	
* a. Applicant: MB-004	* b. Program/Project: 515 004
Attach an additional list of Program/Project Congressional Districts if needed. <input type="text"/> Add Attachment Delete Attachment View Attachment	
17. Proposed Project:	
* a. Start Date: 10/01/2018	* b. End Date: 09/30/2019
18. Estimated Funding (\$):	
* a. Federal	560,001.00
* b. Applicant	0
* c. State	0
* d. Local	0
* e. Other	0
* f. Program Income	0
* g. TOTAL	
* 19. Is Application Subject to Review By State Under Executive Order 12372 Process? <input type="checkbox"/> a. This application was made available to the State under the Executive Order 12372 Process for review on <input type="text"/> . <input type="checkbox"/> b. Program is subject to E.O. 12372 but has not been selected by the State for review. <input checked="" type="checkbox"/> c. Program is not covered by E.O. 12372.	
* 20. Is the Applicant Delinquent On Any Federal Debt? (If "Yes," provide explanation in attachment.) <input type="checkbox"/> Yes <input checked="" type="checkbox"/> No If "Yes," provide explanation and attach <input type="text"/>	
21. "By signing this application, I certify (1) to the statements contained in the list of certifications** and (2) that the statements herein are true, complete and accurate to the best of my knowledge. I also provide the required assurances** and agree to comply with any resulting terms if I accept an award. I am aware that any false, fraudulent, or fraudulent statements or claims may subject me to criminal, civil, or administrative penalties. (U.S. Code, Title 28, Section 1001). <input checked="" type="checkbox"/> I AGREE	
** The list of certifications and assurances, or an internet site where you may obtain this list, is contained in the announcement or agency specific instructions.	
Authorized Representative:	
Prefix: Mr.	* First Name: Toby
Middle Name:	
* Last Name: Barker	
Suffix:	
* Title: MAYOR	
* Telephone Number: 801-545-4501	* Fax Number: 801-545-4532
* Email: MAYOR@hattiesburgms.com	
* Signature of Authorized Representative:	* Date Signed: 10-16-18

CERTIFICATIONS

In accordance with the applicable statutes and the regulations governing the consolidated plan regulations, the jurisdiction certifies that:

Affirmatively Further Fair Housing -- The jurisdiction will affirmatively further fair housing.

Uniform Relocation Act and Anti-displacement and Relocation Plan -- It will comply with the acquisition and relocation requirements of the Uniform Relocation Assistance and Real Property Acquisition Policies Act of 1970, as amended, (42 U.S.C. 4601-4655) and implementing regulations at 49 CFR Part 24. It has in effect and is following a residential anti-displacement and relocation assistance plan required under 24 CFR Part 42 in connection with any activity assisted with funding under the Community Development Block Grant or HOME programs.

Anti-Lobbying -- In the best of the jurisdiction's knowledge and belief:

1. No Federal appropriated funds have been paid or will be paid, by or on behalf of it, to any person for influencing or attempting to influence an officer or employee of any agency, a Member of Congress, an officer or employee of Congress, or an employee of a Member of Congress in connection with the awarding of any Federal contract, the making of any Federal grant, the making of any Federal loan, the entering into of any cooperative agreement, and the extension, continuation, renewal, amendment, or modification of any Federal contract, grant, loan, or cooperative agreement;

2. If any funds other than Federal appropriated funds have been paid or will be paid to any person for influencing or attempting to influence an officer or employee of any agency, a Member of Congress, an officer or employee of Congress, or an employee of a Member of Congress in connection with this Federal contract, grant, loan, or cooperative agreement, it will complete and submit Standard Form-LL1, "Disclosure Form to Report Lobbying," in accordance with its instructions; and

3. It will require that the language of paragraph 1 and 2 of this anti-lobbying certification be included in the award documents for all subawards at all tiers (including subcontracts, subgrants, and contracts under grants, loans, and cooperative agreements) and that all subrecipients shall certify and disclose accordingly.

Authority of Jurisdiction -- The consolidated plan is authorized under State and local law (as applicable) and the jurisdiction possesses the legal authority to carry out the programs for which it is seeking funding, in accordance with applicable HUD regulations.

Consistency with plan -- The housing activities to be undertaken with Community Development Block Grant, HOME, Emergency Sheltering Grant, and Housing Opportunities for Persons With AIDS funds are consistent with the strategic plan in the jurisdiction's consolidated plan.

Section 3 -- It will comply with section 3 of the Housing and Urban Development Act of 1968 (42 U.S.C. 1701a) and implementing regulations at 24 CFR Part 135.


Signature of Authorized Official

6-14-18
Date

MAYOR
Title

Specific Community Development Block Grant Certification

The Enforcement Community certifies that:

Citizen Participation -- It is in full compliance and following a detailed citizen participation plan that satisfies the requirements of 24 CFR 91.105.

Community Development Plan -- Its consolidated plan identifies community development and housing needs and specifies both short-term and long-term community development objectives that have been developed in accordance with the primary objective of the CDBG program (i.e., the development of viable urban communities, by providing decent housing and expanding economic opportunities, primarily for persons of low and moderate income) and requirements of 24 CFR Parts 91 and 570.

Following a Plan -- It is following a current consolidated plan that has been approved by HUD.

Use of Funds -- It has complied with the following criteria:

1. Maximum Feasible Priority. With respect to activities expected to be assisted with CDBG funds, it has developed its Action Plan so as to give maximum feasible priority to activities which benefit low- and moderate-income families or aid in the prevention or elimination of slums or blight. The Action Plan may also include CDBG-assisted activities which the grantee certifies are designed to meet other community development needs having particular urgency because existing conditions pose a serious and immediate threat to the health or welfare of the community, and other financial resources are not available (see Optional CDBG Certification).

2. Overall Benefit. The aggregate use of CDBG funds, including Section 108 guaranteed loans, during program years 2018 [a period specified by the grantee of one, two, or three specific consecutive program years] shall principally benefit persons of low and moderate income in a manner that ensures that at least 70 percent of the amount is expended for activities that benefit such persons during the designated period.

3. Special Assessments. It will not attempt to recover any capital costs of public improvements assisted with CDBG funds, including Section 108 loan guaranteed funds, by assessing any amount against properties owned and occupied by persons of low and moderate income, including any fee charged or assessment made as a condition of obtaining access to such public improvements.

However, if CDBG funds are used to pay the proportion of a fee or assessment that relates to the capital costs of public improvements (assisted in part with CDBG funds) financed from other revenue sources, an assessment or charge may be made against the property with respect to the public improvements financed by a source other than CDBG funds.

In addition, in the case of properties owned and occupied by moderate-income (not low-income) families, an assessment or charge may be made against the property for public improvements financed by a source other than CDBG funds if the jurisdiction certifies that it lacks CDBG funds to cover the assessment.

Excessive Force -- It has adopted and is enforcing:

1. A policy prohibiting the use of excessive force by law enforcement agencies within its jurisdiction against any individuals engaged in non-violent civil rights demonstrations; and
2. A policy of enforcing applicable State and local laws against physically barring entrance to or exit from a facility or location which is the subject of such non-violent civil rights demonstrations within its jurisdiction.

Compliance with Anti-discrimination laws - The grant will be conducted and administered in conformity with Title VI of the Civil Rights Act of 1964 (42 U.S.C. 2906a) and the Fair Housing Act (42 U.S.C. 3601-3619) and implementing regulations.

Lead-Based Paint - Its activities concerning lead-based paint will comply with the requirements of 24 CFR Part 35, Subparts A, B, J, K and R.

Compliance with Laws - It will comply with applicable laws.



Signature of Authorized Official

6-14-18

Date

MAYOR

Title

Specific HOME Certifications

The HOME participating jurisdiction certifies that:

Tenant Based Rental Assistance -- If it plans to provide tenant-based rental assistance, the tenant-based rental assistance is an essential element of its consolidated plan.

Eligible Activities and Costs -- It is using and will use HOME funds for eligible activities and costs, as described in 24 CFR §§92.205 through 92.209 and that it is not using and will not use HOME funds for prohibited activities, as described in §92.314.

Subsidy layering -- Before committing any funds to a project, it will evaluate the project in accordance with the guidelines that it adopts for this purpose and will not invest any more HOME funds in combination with other Federal assistance than is necessary to provide affordable housing.


Signature of Authorized Official

6-14-18
Date

MAYOR
Title

Discharge Policy – The recipient will establish and implement, to the maximum extent practicable and where appropriate, policies and protocols for the discharge of persons from publicly funded institutions or systems of care (such as health care facilities, mental health facilities, foster care or other youth facilities, or correction programs and institutions) in order to prevent this discharge from immediately resulting in homelessness for these persons.


Signature of Authorized Official

6-14-18
Date

MAYOR
Title

APPENDIX TO CERTIFICATIONS

INSTRUCTIONS CONCERNING LOBBYING CERTIFICATION:

Lobbying Certification

This certification is a material representation of fact upon which reliance was placed when this transaction was made or entered into. Submission of this certification is a prerequisite for making or entering into this transaction imposed by section 1352, title 31, U.S. Code. Any person who fails to file the required certification shall be subject to a civil penalty of not less than \$10,000 and not more than \$100,000 for each such failure.

Appendix - Alternate/Local Data Sources

1	Data Source Name CHAS
	List the name of the organization or individual who originated the data set.
	Provide a brief summary of the data set.
	What was the purpose for developing this data set?
	How comprehensive is the coverage of this administrative data? Is data collection concentrated in one geographic area or among a certain population?
	What time period (provide the year, and optionally month, or month and day) is covered by this data set?
	What is the status of the data set (complete, in progress, or planned)?
2	Data Source Name AHS
	List the name of the organization or individual who originated the data set.
	Provide a brief summary of the data set.
	What was the purpose for developing this data set?
	Provide the year (and optionally month, or month and day) for when the data was collected.
	Briefly describe the methodology for the data collection.
	Describe the total population from which the sample was taken.

	Describe the demographics of the respondents or characteristics of the unit of measure, and the number of respondents or units surveyed.
--	--